

Recent developments in indole ring synthesis—methodology and applications

Gordon W. Gribble

Department of Chemistry, Dartmouth College, Hanover, NH 03755, USA

Received (in Cambridge, UK) 14th December 1999

Covering: 1994–1999. Previous review: *Contemp. Org. Synth.*, 1994, 1, 145.

- | | | | |
|-------|---|--------|---------------------------------------|
| 1 | Introduction | 8.1 | Palladium |
| 2 | Sigmatropic rearrangements | 8.1.1 | Hegedus–Mori–Heck indole synthesis |
| 2.1 | Fischer indole synthesis | 8.1.2 | Yamanaka–Sakamoto indole synthesis |
| 2.1.1 | Methodology | 8.1.3 | Larock indole synthesis |
| 2.1.2 | Applications | 8.1.4 | Buchwald indoline synthesis |
| 2.1.3 | Mechanism | 8.1.5 | Miscellaneous |
| 2.2 | Gassman indole synthesis | 8.2 | Rhodium and ruthenium |
| 2.3 | Bartoli indole synthesis | 8.3 | Titanium |
| 2.4 | Thyagarajan indole synthesis | 8.3.1 | Fürstner indole synthesis |
| 2.5 | Julia indole synthesis | 8.3.2 | Miscellaneous |
| 2.6 | Miscellaneous sigmatropic rearrangements | 8.4 | Zirconium |
| 3 | Nucleophilic cyclization | 8.5 | Copper |
| 3.1 | Madelung indole synthesis | 8.5.1 | Castro indole synthesis |
| 3.2 | Schmid indole synthesis | 8.5.2 | Miscellaneous |
| 3.3 | Wender indole synthesis | 8.6 | Chromium |
| 3.4 | Couture indole synthesis | 8.7 | Molybdenum |
| 3.5 | Smith indole synthesis | 9 | Cycloaddition and electrocyclization |
| 3.6 | Kihara indole synthesis | 9.1 | Diels–Alder cycloaddition |
| 3.7 | Nenitzescu indole synthesis | 9.2 | Photocyclization |
| 3.8 | Engler indole synthesis | 9.2.1 | Chapman photocyclization |
| 3.9 | Bailey–Liebeskind indole synthesis | 9.2.2 | Miscellaneous photochemical reactions |
| 3.10 | Wright indoline synthesis | 9.3 | Dipolar cycloaddition |
| 3.11 | Saegusa indole synthesis | 9.4 | Miscellaneous |
| 3.12 | Miscellaneous nucleophilic cyclizations | 10 | Indoles from pyrroles |
| 4 | Electrophilic cyclization | 10.1 | Electrophilic cyclization |
| 4.1 | Bischler indole synthesis | 10.1.1 | Natsume indole synthesis |
| 4.2 | Nordlander indole synthesis | 10.1.2 | Miscellaneous |
| 4.3 | Nitrene cyclization | 10.2 | Palladium-catalyzed cyclization |
| 4.3.1 | Cadogan–Sundberg indole synthesis | 10.3 | Cycloaddition routes |
| 4.3.2 | Sundberg indole synthesis | 10.3.1 | From vinylpyrroles |
| 4.3.3 | Hemetsberger indole synthesis | 10.3.2 | From pyrrole-2,3-quinodimethanes |
| 4.4 | Quéguiner azacarbazole synthesis | 10.3.3 | Miscellaneous |
| 4.5 | Iwao indole synthesis | 10.4 | Radical cyclization |
| 4.6 | Magnus indole synthesis | 11 | Aryne intermediates |
| 4.7 | Feldman indole synthesis | 11.1 | Aryne Diels–Alder cycloaddition |
| 4.8 | Miscellaneous electrophilic cyclizations | 11.2 | Nucleophilic cyclization of arynes |
| 5 | Reductive cyclization | 12 | Miscellaneous indole syntheses |
| 5.1 | <i>o</i> , <i>β</i> -Dinitrostyrene reductive cyclization | 12.1 | Oxidation of indolines |
| 5.2 | Reissert indole synthesis | 12.2 | From oxindoles, isatins and indoxyls |
| 5.3 | Leimgruber–Batcho indole synthesis | 12.3 | Miscellaneous |
| 5.4 | Makosza indole synthesis | 13 | Acknowledgements |
| 6 | Oxidative cyclization | 14 | References |
| 6.1 | Watanabe indole synthesis | | |
| 6.2 | Knölker indole-carbazole synthesis | | |
| 7 | Radical cyclization | | |
| 7.1 | Tin-mediated cyclization | | |
| 7.2 | Samarium-mediated cyclization | | |
| 7.3 | Murphy indole-indoline synthesis | | |
| 7.4 | Miscellaneous radical cyclizations | | |
| 8 | Metal-catalyzed indole syntheses | | |

1 Introduction

Indole and its myriad derivatives continue to capture the attention of synthetic organic chemists, and a large number of original indole ring syntheses and applications of known methods to new problems in indole chemistry have been reported since the last review by this author in 1994.^{1,2}

Although most of the examples herein involve the indole ring system, a few novel syntheses of indolines, oxindoles,† isatins,† indoxyls,† carbazoles, and related ring systems are included in this review. The organization follows that adopted earlier,¹ albeit with the inclusion of several additional classifications. Unfortunately, space limitations preclude detailed discussions of these reactions.

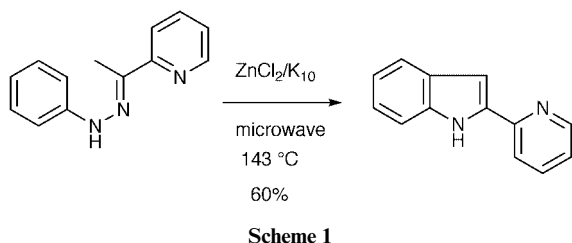
2 Sigmatropic rearrangements

2.1 Fischer indole synthesis

The venerable Fischer indole synthesis^{3,4} has maintained its prominent role as a route to indoles, both new and old, and to the large-scale production of indole pharmaceutical intermediates. Furthermore, new methodologies have been developed and new mechanistic insights have been gleaned for the Fischer indole reaction since the last review.

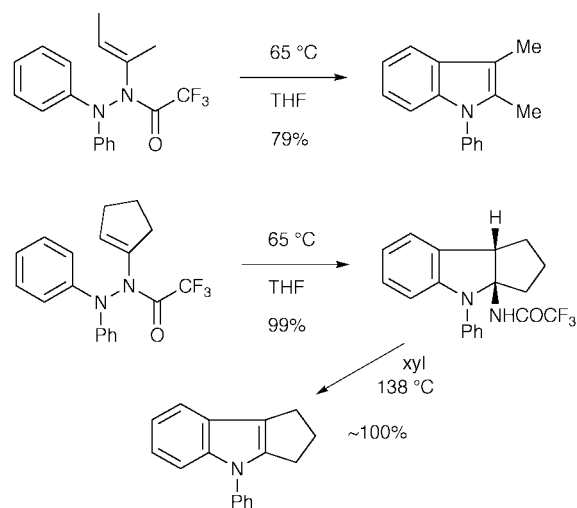
2.1.1 Methodology

A one-pot synthesis of indoles from phenylhydrazine hydrochloride and ketones in acetic acid with microwave irradiation shows improvement in many cases (higher yields and reaction times of less than a minute) over the conventional thermal reaction conditions.^{5,6} Microwave irradiation in a pressurized reactor with water as solvent (220 °C, 30 min) gives 2,3-dimethylindole in 67% yield from phenylhydrazine and butan-2-one.⁷ The use of montmorillonite clay and ZnCl₂ under microwave conditions affords 2-(2-pyridyl)indoles at much lower temperatures and with solvent-free acid (Scheme 1).⁸ The use of natural clays (bentonite) and infrared irradiation also furnishes indoles in high yield from phenylhydrazine and ketones.⁹ For example, acetone affords 2-methylindole in 85% yield.



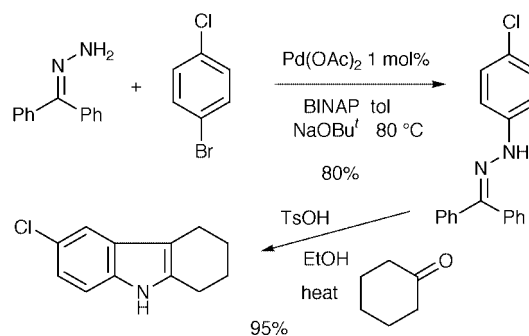
Zeolites in the Fischer indole synthesis are highly shape-selective catalysts and can reverse the normal regiochemistry seen with unsymmetrical ketones.^{10,11} For example, 1-phenylbutan-2-one furnishes 2-benzyl-3-methylindole as the major isomer (83:17) in the presence of zeolite beta, whereas with no zeolite present this is the minor isomer and the major isomer is 2-ethyl-3-phenylindole (24:76).¹⁰ The solid phase Fischer indole synthesis of spiroindolines using substituted arylhydrazines and polymer-bound piperidine-4-carbaldehyde has been reported.¹² This research group has described the preparation of 2-arylindoles on a solid support¹³ and the synthesis of an indole combinatorial library using dendrimer supports.¹⁴

The thermal cyclization of *N*-trifluoroacetyl enehydrazines leads to indoles (or indolines) under relatively mild conditions (Scheme 2), apparently due to a lowering of the LUMO energy level of the trifluoroacetyl-substituted olefin that facilitates the [3,3]-sigmatropic rearrangement of the enehydrazine.¹⁵ A new catalyst, diethylaluminium 2,2,6,6-tetramethylpiperidine (DATMP), provides excellent regioselectivity in the Fischer indole synthesis of 2,3-dialkylindoles from unsymmetrical ketones *via* the isomeric (*Z*)- and (*E*)-hydrazones.¹⁶ For example, (*E*)-*N*-methyl-*N*-phenylhydrazone of 5-methylheptan-



3-one gives 3-*sec*-butyl-2-ethyl-1-methylindole as the only isolable product, and the *Z*-isomer yields 1,3-dimethyl-2-(2-methylbutyl)indole with high regioselectivity. The results are ascribed to regioselective enehydrazine formation by preferential proton abstraction by the hindered base DATMP.

Buchwald and co-workers have utilized the palladium-catalyzed coupling of hydrazones with aryl bromides as an entry to *N*-arylhydrazones for use in the Fischer indolization.¹⁷ Subsequent hydrolysis and trapping with a ketone under acidic conditions leads to indoles (Scheme 3).

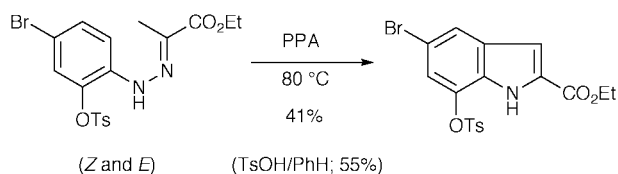


2.1.2 Applications

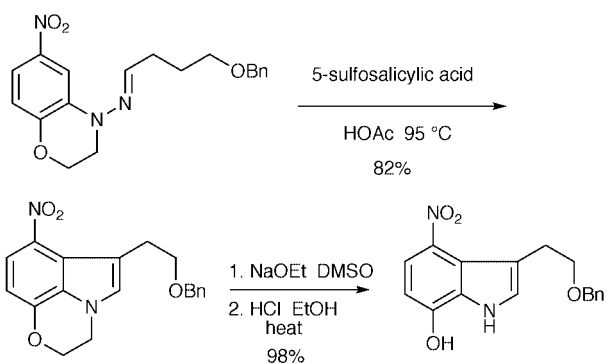
The Fischer indole synthesis was used extensively during the past five years to access a wide range of indoles and derivatives. Examples include 5-methoxy-2-phenylindole used in a photolysis study,¹⁸ 2-ethoxycarbonyl-5-chloro-3-methylindole,¹⁹ 2-ethoxycarbonyl-6-chloro-5-methoxy-3-methylindole,¹⁹ and 2-ethoxycarbonyl-6-methoxy-3-methylindole²⁰ for use in indole alkaloid synthesis,^{19,20} and 2-ethoxycarbonyl-7-methoxy-4-nitroindole,²¹ 2-ethoxycarbonyl-7-methoxy-5-nitroindole,²¹ 2-ethoxycarbonyl-4-methoxy-7-nitroindole,²¹ and 2-ethoxycarbonyl-5-methoxy-7-nitroindole²² for use in the synthesis of coenzyme PQQ (pyrroloquinoline quinone) analogs.^{21,22} The last studies^{19–22} utilize the Japp–Klingemann reaction of an aryl diazonium salt with α -substituted ethyl acetoacetate to obtain the requisite arylhydrazone. The Japp–Klingemann reaction was also used with malonates to prepare 2-alkoxycarbonyl-5-methoxyindoles on an industrial scale in high yields and with little waste.²³ The reaction of 1,5-di(*p*-tolyl)pentane-1,3,5-trione with 2 equivalents of phenylhydrazine gives rise to 3-[1-phenyl-5-(*p*-tolyl)pyrazol-3-yl]-2-(*p*-tolyl)indole,²⁴ and a bis-Fischer indolization of the bisphenylhydrazone of 2,5-dimethylcyclohexane-1,4-dione affords 5,11-dimethyl-6,12-dihydroindolo[3,2-*b*]carbazole in 80% yield.²⁵

† The IUPAC name for oxindole is indolin-2-one, for indoxyl is indol-3-ol and for isatin is indoline-2,3-dione.

The synthesis of the marine alkaloid eudistomidin-A featured a Fischer indolization (Scheme 4); this paper describes the preparation of other 7-oxygenated indoles under conditions that preclude formation of the “abnormal” indole product.²⁶ Along these lines, Szczepankiewicz and Heathcock employed an oxygen bridge in a hydrazone to prevent the abnormal cyclization.²⁷ Subsequent elimination and hydrolysis to remove the oxyethylene bridge furnishes the desired 7-hydroxy-4-nitrotryptophan derivative (Scheme 5). The loss of an *ortho*-oxygen substituent was encountered by White *et al.* in a synthesis of 6,7-dimethoxytryptophan, to afford the abnormal product 4-methoxytryptophan.²⁸

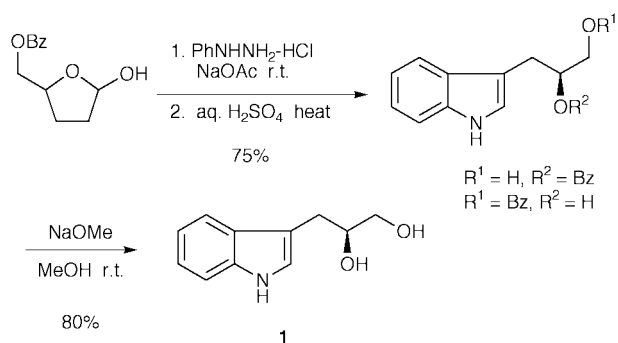


Scheme 4



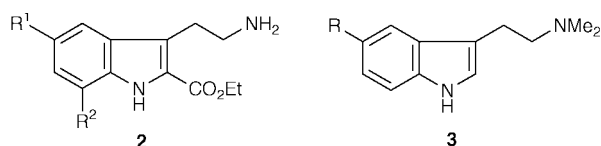
Scheme 5

The indole diol **1** was easily crafted from a 2,3-dideoxypentose as shown in Scheme 6.²⁹ The initial Fischer indole product was a mixture of two isomeric hydroxybenzoates resulting from benzoyl migration.



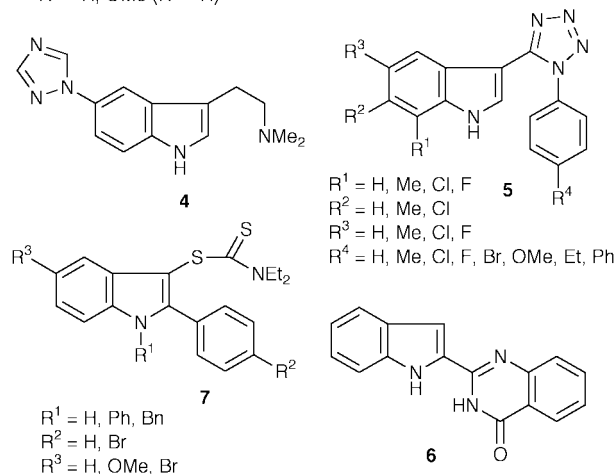
Scheme 6

Numerous tryptamine derivatives have been synthesized *via* the Fischer indole synthesis and some of these are listed below (**2**,³⁰ **3**,³¹ **4**³²). Other tryptamines have been prepared *via* Fischer indolization and studied as novel antagonists for the vascular 5-HT_{1B}-like receptors,^{33,34} 5-HT_{1D} receptor agonists,³⁵ and melatonin analogs.³⁶ Several novel tetrazolylindoles **5** have also been prepared in this fashion,³⁷ and improvements in the Fischer indole step in the synthesis of the migraine treatment drug sumatriptan³⁸ and analogs³⁹ have been described. Both 2- and 3-indolylquinazolinones (*e.g.*, **6**) are readily prepared,⁴⁰ and the thiocarbamates **7** are available in good yields by a Fischer indolization.⁴¹ An unexpected result in the Fischer indole protocol gives rise to 3-aminoindole-2-carboxylates,⁴²



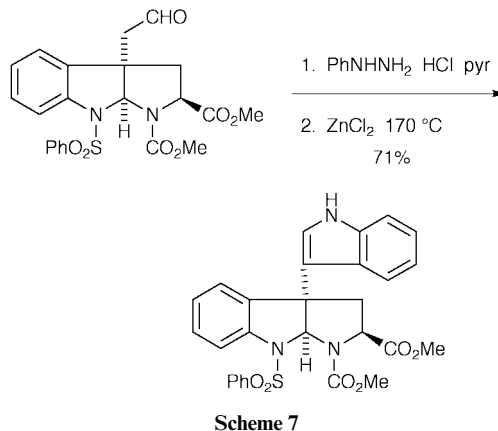
R¹ = H, Me, F, Cl, Br, OMe,
OEt, OPh, NHAc
R² = H, OMe (R¹ = H)

R = H, Me, Cl, Br, F, OMe, Pr



and phenylhydrazones of bulky ketones can lead to rearranged products.⁴³

Several indole alkaloid studies feature a Fischer indole synthesis as a key step, including studies on uleine,⁴⁴ aspidofermidine,⁴⁵ and ibophyllidine alkaloids.⁴⁶ The core of the leptosin alkaloid family was nicely crafted by Crich *et al.* in this fashion (Scheme 7).⁴⁷

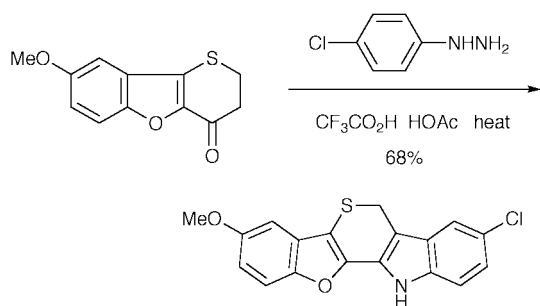


Scheme 7

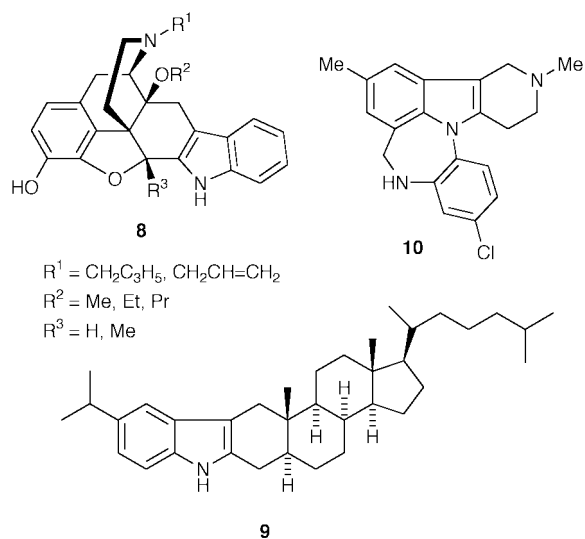
The Fischer indole synthesis has been used to construct numerous carbazoles including simple carbazole alkaloids,⁴⁸ rutaecarpine analogs,^{49,50} biscarbazole alkaloids,⁵¹ benzoindoloquinolines,⁵² thiazolocarbazoles,⁵³ thienocarbazoles,⁵⁴ C-14 labelled benzocarbazole,⁵⁵ and other fused-indoles such as indolo[3,2-*d*]benzoazepinones.⁵⁶ Novel 14-alkoxyindolomorphinans (*e.g.*, **8**),⁵⁷ 4-hydroxy-3-methoxyindolomorphinans,⁵⁸ and indolinosteroids (*e.g.*, **9**)⁵⁹ are readily synthesized *via* Fischer indolization, as are pyridoindolobenzodiazepines (*e.g.*, **10**),⁶⁰ decal-1-one-derived indoles,⁶¹ radiolabelled naltrindoles,⁶² and 3-indolylcoumarins.⁶³

A series of novel fused indoles has been synthesized using a Fischer indole strategy and one example is shown in Scheme 8.⁶⁴ Ketoindoles and ketobenzothiophenes were also employed in this reaction.

Spiroindolines and spiroindolenines are readily synthesized using the Fischer indolization and some examples include a crown-linked spiroindolenine used to make new signal transducers,⁶⁵ novel antipsychotics,⁶⁶ and MK-677, a growth



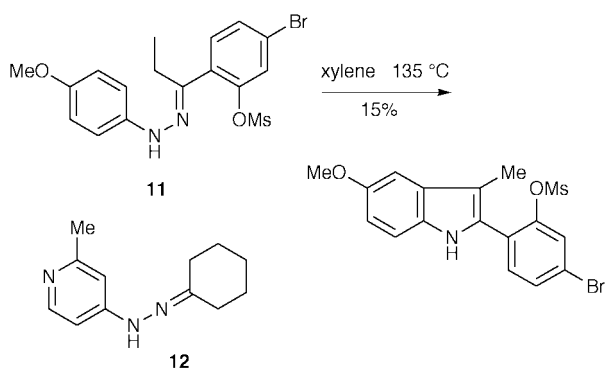
Scheme 8



9

hormone secretagogue.⁶⁷ The Fischer indole sequence has been used on an industrial scale in the manufacture of a pharmaceutical intermediate,⁶⁸ to prepare pyrrolo[2,3-*d*]pyrimidines as potential new thymidylate synthase inhibitors,^{69,70} and to synthesize 7-bromo-2,3-bis(methoxycarbonyl)indole as a useful substrate for Pd-catalyzed cross coupling reactions leading to 7-substituted indoles.⁷¹

However, on rare occasions the Fischer indole synthesis proceeds poorly or even fails altogether. For example, hydrazone **11** afforded only 15% of the indole product, the major product (41%) being an indazole,⁷² and hydrazone **12** failed to cyclize to an indole under all conditions tried⁷³ (Scheme 9), presumably because of the deactivating effect of the (protonated) pyridine ring.



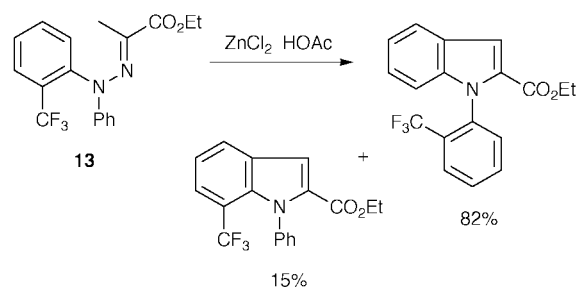
Scheme 9

2.1.3 Mechanism

An exhaustive study of the effects of acidity on the mechanism of the Fischer indole synthesis reveals that four different mechanistic variations can occur over the acidity range of $H_0 = +2$ to -8 .⁷⁴ Thus, in strong acid the rate-determining step is

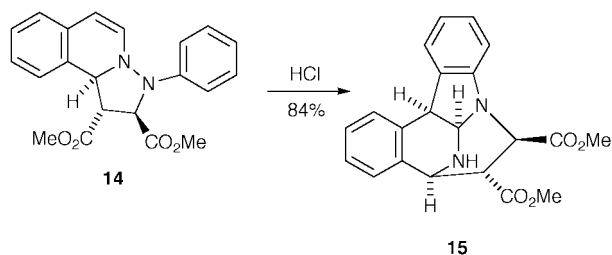
deprotonation to form the enehydrazine, whereas under weakly acidic conditions tautomerization is sufficiently rapid that the [3,3]-sigmatropic rearrangement is rate determining. MNDO AM1 calculations have been performed on the conformations and sigmatropic rearrangement of the phenylhydrazones of ethyl pyruvate and acetaldehyde.^{75,76}

Murakami and co-workers continue their investigations of the effects of *ortho*-substituents on the regiochemistry and rate of Fischer indole cyclizations,⁷⁷⁻⁷⁹ and, as shown in Scheme 10, hydrazone **13** undergoes cyclization to the more electron-rich benzene ring.⁷⁷



Scheme 10

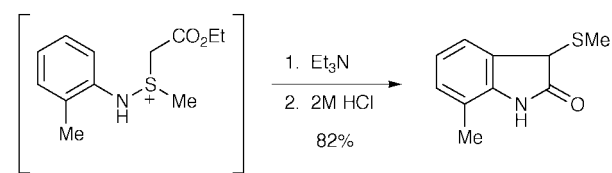
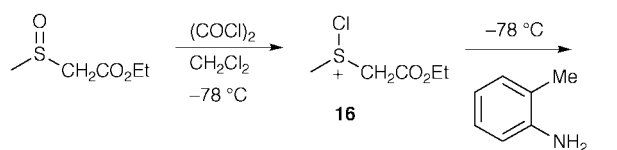
A novel abnormal rearrangement has been uncovered in the Fischer indolization of the naltrexone *N*-methyl-*N*-(5,6,7,8-tetrahydro-1-naphthyl)hydrazone.⁸⁰ Huisgen and co-workers have found that under Fischer indole reaction conditions enehydrazine **14** stops at the 2-aminoindoline stage **15**, since indole formation is precluded by ring strain in the product (Scheme 11).^{81,82}



Scheme 11

2.2 Gassman indole synthesis

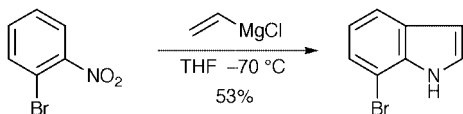
The beautiful Gassman indole-oxindole synthesis,⁸³⁻⁸⁶ which features a [2,3]-sigmatropic rearrangement, has been used to prepare efficiently 6,7-dihydrooxindole, a subunit of the alkaloids paraherquamide A and marcfortine A.⁸⁷ Wright *et al.* have developed a modification of the Gassman synthesis that affords improved yields in many cases.⁸⁸ The key feature of the Wright modification is the facile formation of the chlorosulfonium salt **16**, which avoids elemental chlorine (Scheme 12).



Scheme 12

2.3 Bartoli indole synthesis

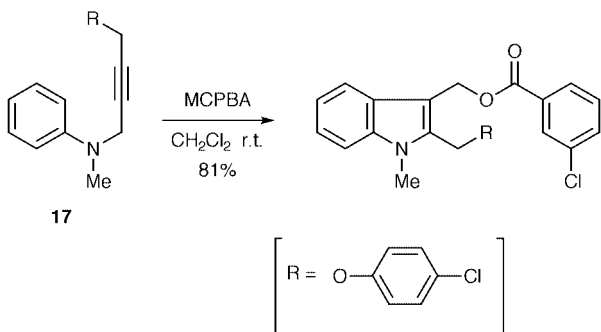
The fascinating Bartoli protocol,^{89,90} which features a [3,3]-sigmatropic rearrangement analogous to the Fischer indolization step, has been used to prepare 7-bromo-4-ethylindole in a synthesis of (\pm)-*cis*-trikentrin A,⁹¹ and 7-bromoindole (Scheme 13) in a synthesis of hippadine.⁹²



Scheme 13

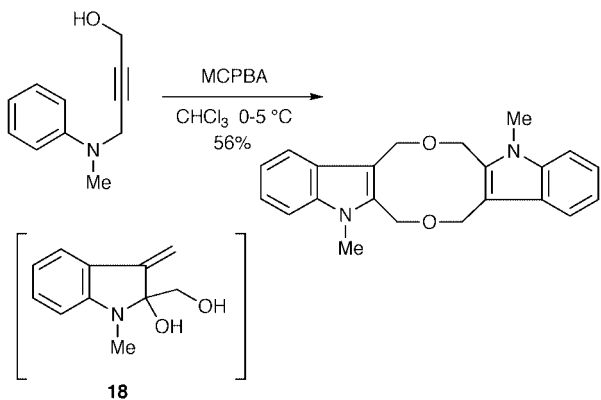
2.4 Thyagarajan indole synthesis

Thyagarajan and co-workers discovered a novel indole ring-forming reaction that involves sequential [2,3]- and [3,3]-sigmatropic rearrangements from the *N*-oxide of the aryl propynylamine **17** (Scheme 14).^{93–95}



Scheme 14

In continuation of the original work, Majumdar *et al.* have extended this reaction to the preparation of cyclic bisethers containing two indole units (Scheme 15),^{96,97} and to the synthesis of dihydro-1*H*-pyrano[3,2-*e*]indol-7-ones.⁹⁸ The mechanism is proposed to involve dimerization of 3-methyleneindoline **18**.

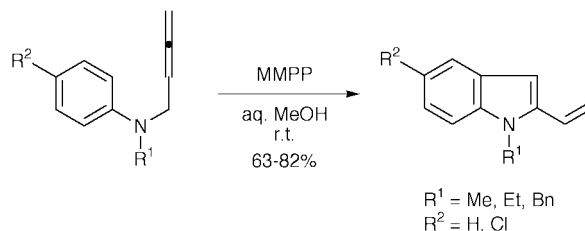


Scheme 15

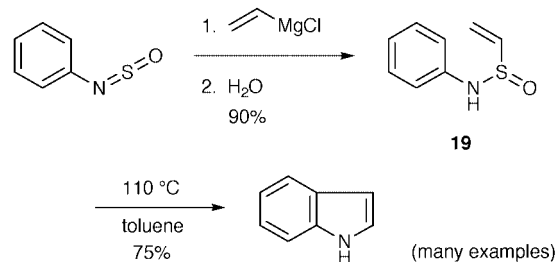
A related tandem [2,3]- and [3,3]-sigmatropic rearrangement sequence is suggested to explain the formation of *N*-alkyl-2-vinylindoles from *N*-alkyl-*N*-allenylmethylanilines upon exposure to MMPP (magnesium monoperoxyphthalate) (Scheme 16).⁹⁹

2.5 Julia indole synthesis

Julia and co-workers have uncovered a novel indole ring synthesis involving the [3,3]-sigmatropic rearrangement of the readily available sulfinamides **19** (Scheme 17).¹⁰⁰ More recently, these workers have published a full account of their work including many examples of this clever reaction.¹⁰¹



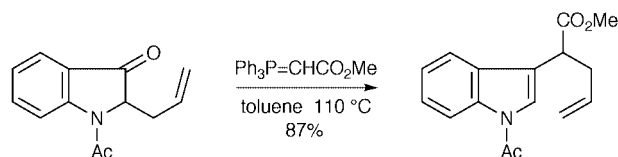
Scheme 16



Scheme 17

2.6 Miscellaneous sigmatropic rearrangements

A tandem Wittig–Cope reaction sequence converts a 2-allylindoxyl to the corresponding indole in excellent yield (Scheme 18).¹⁰²



Scheme 18

3 Nucleophilic cyclization

3.1 Madelung indole synthesis

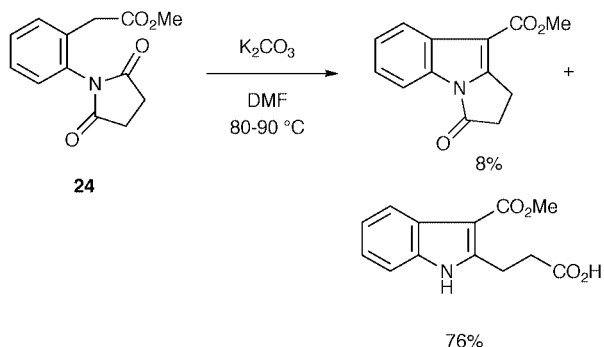
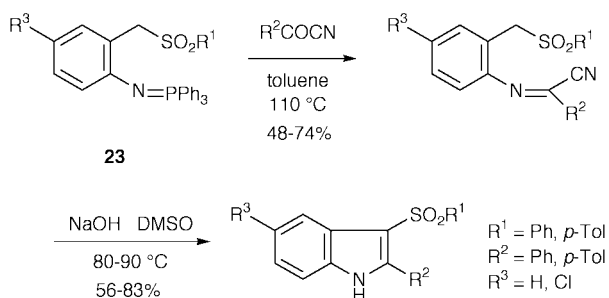
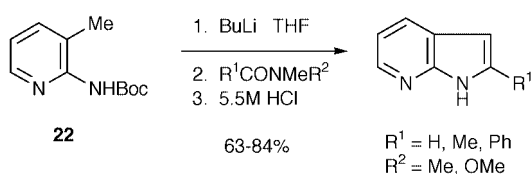
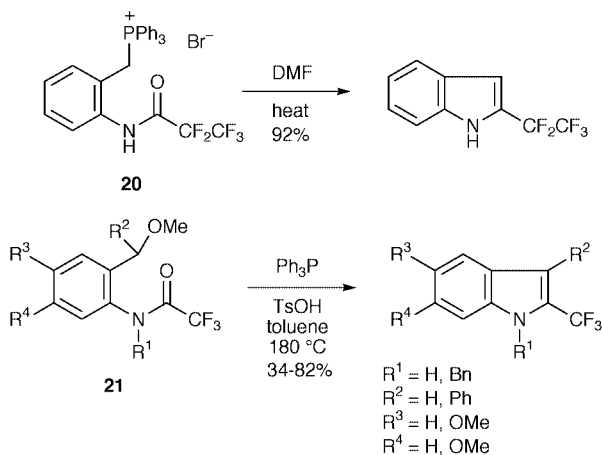
Although the classical Madelung synthesis is rarely employed nowadays, the excellent Houlihan modification,¹⁰³ which utilizes BuLi or LDA as bases under milder conditions than the original Madelung harsh conditions, has been extended in several ways. For example, benzylphosphonium salts such as **20** undergo facile cyclization to indoles under thermal conditions (Scheme 19).^{104,105} The phosphonium salt can be generated *in situ* from the corresponding benzyl methyl ether **21**. The reaction is especially valuable for the synthesis of 2-perfluoroalkylindoles, although the yields are quite variable. The base-catalyzed version of this reaction has been adapted to solid phase synthesis.¹⁰⁶

A Madelung–Houlihan variation in which an intermediate dianion derived from pyridine **22** is quenched with amides to yield azaindoles has been described (Scheme 20).¹⁰⁷ This reaction, which was first reported by Clark *et al.*,¹⁰⁸ has been utilized in a synthesis of novel pyrano[2,3-*e*]indoles as potential new dopaminergic agents.¹⁰⁹

An aza-Wittig reaction of iminophosphoranes **23** with acyl cyanides leads to a novel indole synthesis (Scheme 21).¹¹⁰ Moreover, quenching **23** with phenyl isocyanate yields carbo-diimides which cyclize to 2-anilinoindoles with base.¹¹⁰ These methods are excellent for the preparation of 2-aryl-3-(arylsulfonyl)indoles and 2-anilino-3-(arylsulfonyl)indoles.

Cyclization of phenylacetate imides such as **24** occurs readily under the influence of base (Scheme 22).¹¹¹

An interesting attempt to cyclize the imines derived from trifluoromethylaryl ketones and *o*-toluidines with lithium amides to indoles was not successful, yielding only amidines.¹¹²



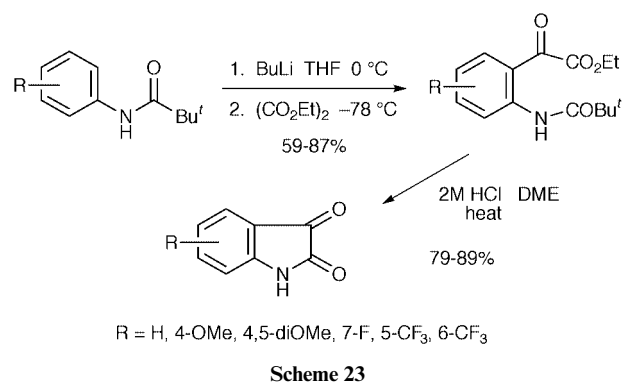
3.2 Schmid indole synthesis

No new examples were uncovered since the last review.

3.3 Wender indole synthesis

The Wender indole synthesis,¹¹³ which involves the *ortho*-lithiation of *N*-phenylamides followed by reaction of the resulting dianion with α -haloketones and subsequent ring closure and dehydration, has been extended to a convenient synthesis of isatins by quenching with diethyl pyruvate (Scheme 23).¹¹⁴

A related isatin synthesis has been described by Smith and co-workers¹¹⁵ that involves the carbonylation of the dianion derived from *N'*-(2-bromoaryl)-*N,N*-dimethylureas. The key



intermediate is an acyllithium species which cyclizes onto the urea carbonyl group. This lithiation-carbonylation strategy was adapted to the synthesis of 3-hydroxyoxindoles by the lithiation of *N*-pivaloylanilines.¹¹⁶ Smith and co-workers have also employed the original Wender indole synthesis to the synthesis of *N*-dimethylurea-protected indoles involving the dilithiation of *N'*-phenyl-*N,N*-dimethylurea.¹¹⁷

3.4 Couture indole synthesis

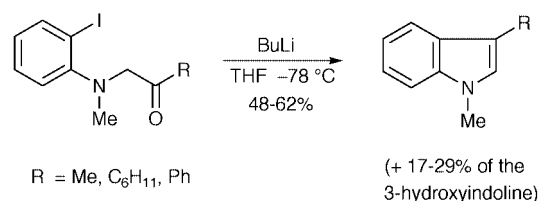
No new examples were reported since the last review.

3.5 Smith indole synthesis

The Smith indole synthesis,¹¹⁸ which involves dilithiation of *N*-trimethylsilyl-*o*-toluidine and subsequent reaction with a non-enolizable ester to afford the 2-substituted indole, has been used to synthesize 2-trifluoromethylindole in 47% yield by quenching the above mentioned dianion with ethyl trifluoroacetate.¹¹⁹

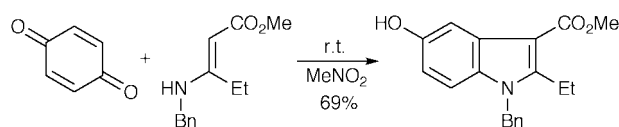
3.6 Kihara indole synthesis

Kihara *et al.* have described an indole ring formation that involves an intramolecular Barbier reaction of phenyl and alkyl *N*-(2-iodophenyl)-*N*-methylaminomethyl ketones as summarized in Scheme 24.¹²⁰ The hydroxyindoline by-product, if obtained, can be converted to the indole with aqueous HCl.



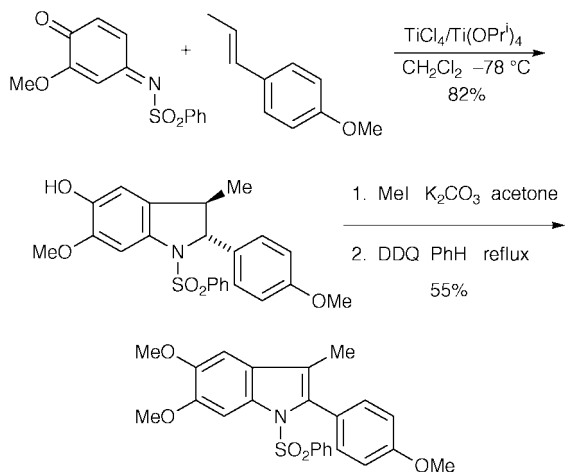
3.7 Nenitzescu indole synthesis

The past five years have seen a resurrection of the Nenitzescu indole synthesis and this classic sequence was used to construct methyl 5-hydroxy-2-methoxymethylindole-3-carboxylate, the key intermediate in a synthesis of the antitumor indolequinone EO 9.¹²¹ This reaction has also been used to prepare a series of *N*-aryl-5-hydroxyindoles,¹²² and it was utilized in the synthesis of a key indole (Scheme 25) used to prepare potent and selective s-PLA₂ inhibitors.¹²³



3.8 Engler indole synthesis

In a series of papers rich in detail, Engler and co-workers have described a new indole synthesis based on the Lewis acid-promoted reactions of enol ethers and styrenes with benzoquinone imines.¹²⁴⁻¹²⁷ An example is shown in Scheme 26 and the reaction has obvious similarities to the Nenitzescu indole ring synthesis. Engler can manipulate the reaction to afford benzofurans instead of indoles by simply changing the Lewis acid.

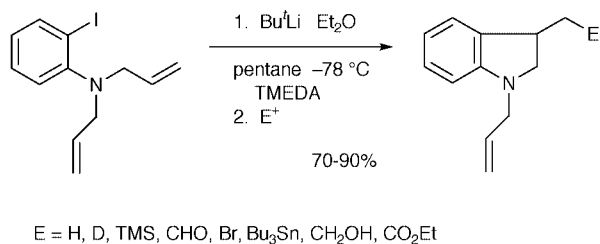


Scheme 26

Kita and colleagues have reported a synthesis of indoles closely related to the Engler synthesis.^{128,129} Kita's variation involves the reaction of α -methylstyrene and phenyl vinyl sulfide with *p*-methoxy-*N*-tosylaniline under the influence of phenyliodonium bistrifluoroacetate, conditions that generate benzoquinone intermediates similar to the Engler intermediates.

3.9 Bailey–Liebeskind indole synthesis

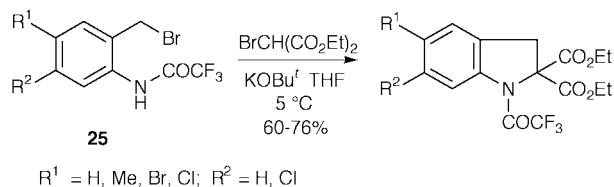
Bailey and Liebeskind independently discovered the novel indole ring-forming reaction shown in Scheme 27 and involving anionic cyclization onto an *N*-allyl unit.^{130,131} The resulting indoline anion can be further treated with an electrophile and then oxidized with chloranil[‡] to the indole. The *N*-allylindole can be deprotected with Pd.¹³² This new synthesis has been used to prepare a novel benzo[*f*]indole amino acid as a fluorescent probe,¹³³ and Bailey has extended the reaction to include the intermediacy of aryne intermediates in the sequence, the result being that the alkyl lithium used to generate the aryne is incorporated into the cyclized indoline at the C-4 position.¹³⁴



Scheme 27

3.10 Wright indoline synthesis

Wright and co-workers have developed an efficient synthesis of indoline-2,2-dicarboxylates by the tandem bis-alkylation of *o*-bromomethyltrifluoroacetanilides **25** (Scheme 28).¹³⁵ The

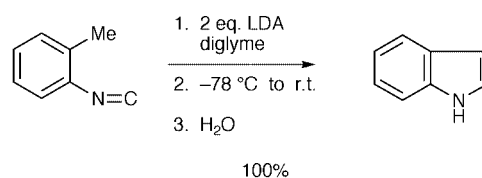


Scheme 28

indole nitrogen can be readily deprotected (Mg–MeOH) and further functionalized as desired (acylation, alkylation). Presumably, these indolines can be converted to indole-2-carboxylates by decarboxylation and oxidation.

3.11 Saegusa indole synthesis

The cyclization of *ortho*-lithiated *o*-tolylisocyanides is a powerful indole synthesis discovered by Saegusa and co-workers in 1977 (Scheme 29).^{136,137} The reaction is very general and has been exploited by Makosza and co-workers in a synthesis of 5-allyloxy-3-(4-tolylsulfonyl)-1*H*-indole for use in 1,3,4,5-tetrahydrobenzo[*cd*]indole studies.¹³⁸ The requisite isocyanide precursor was synthesized by a vicarious nucleophilic substitution (VNS) reaction as developed by Makosza.^{139,140}

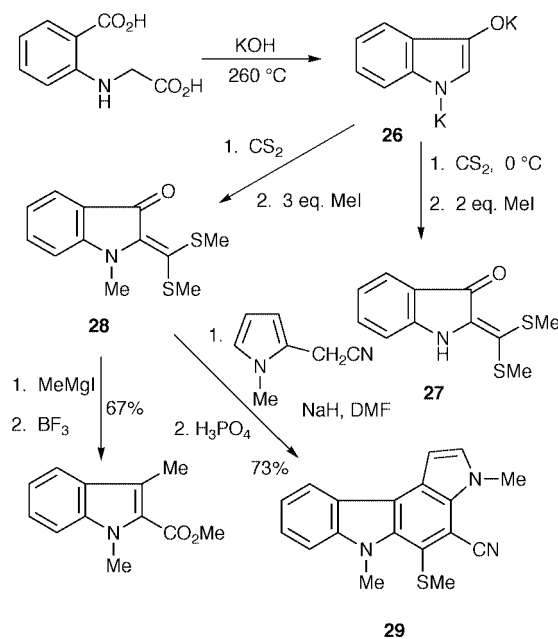


Scheme 29

The elegant free-radical cyclization version of the Saegusa indole synthesis as developed by Fukuyama is presented in Section 7.1.

3.12 Miscellaneous nucleophilic cyclizations

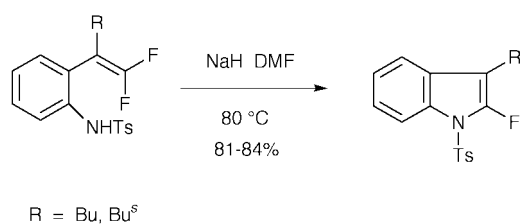
The known indoxyl dianion **26**, which is used to synthesize indigo, has now been successfully intercepted with carbon disulfide to furnish indoxyls and indoles (Scheme 30).¹⁴¹ The trapped indoxyl ketene dithioacetals **27** and **28** can be used in cycloaromatization reactions to make carbazoles, *e.g.*, **29**.



Scheme 30

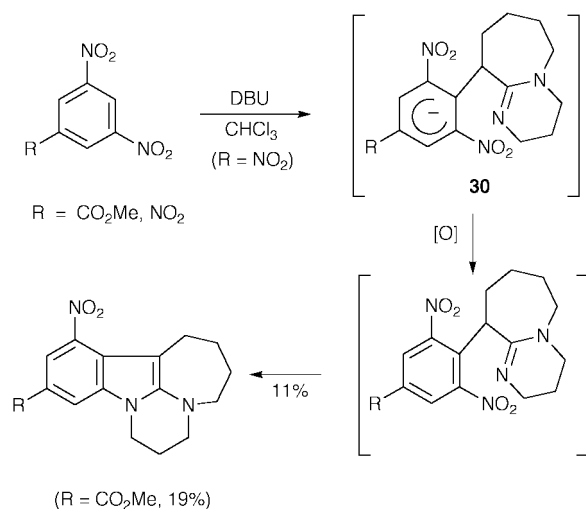
[‡] Chloranil is 2,3,5,6-tetrachloro-*p*-benzoquinone.

Filler *et al.* have improved the synthesis of 4,5,6,7-tetrafluoroindole by the two-step reaction sequence of KF-induced cyclization of 2,3,4,5,6-pentafluorophenethylamine and DDQ oxidation of the resulting 4,5,6,7-tetrafluoroindoline.¹⁴² Heating β,β -difluorostyrenes bearing *o*-tosylamido groups with NaH leads to the corresponding 2-fluoroindoles by a presumed disfavored 5-*endo-trig* cyclization (Scheme 31).¹⁴³



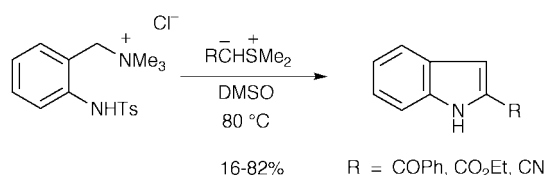
Scheme 31

Sutherland has uncovered a novel indole ring formation involving DBU nucleophilic addition to an electron-deficient benzene ring and elimination of a nitro group from an intermediate Meisenheimer complex **30** (Scheme 32).¹⁴⁴ In the case of methyl 3,5-dinitrobenzoate, an isoquinoline also forms depending on the initial site of attack by DBU.



Scheme 32

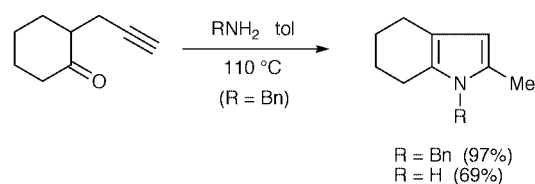
A novel use of sulfonium ylides has led to 2-substituted indoles (Scheme 33).¹⁴⁵ In the case of the non-stabilized ylide (R = H), only *N*-tosylindoline was isolated (76%).



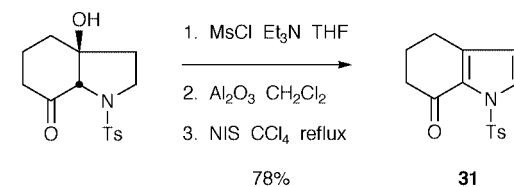
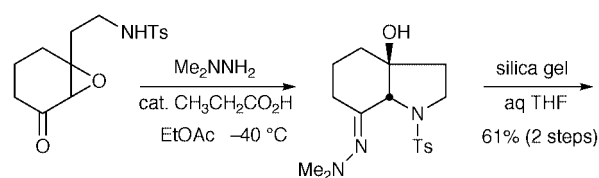
Scheme 33

Arcadi and Rossi have published a very simple synthesis of 4,5,6,7-tetrahydroindoles by the nucleophilic addition of benzylamine or ammonia to pent-4-ynones (Scheme 34).¹⁴⁶ This addition–elimination–cycloamination sequence was used to prepare a pyrrolosteroid from 17 β -hydroxyandrost-4-en-3-one. As will be seen in Section 10, these tetrahydroindoles can usually be readily converted into indoles.

Kim and Fuchs have reported the reaction of cyclic epoxy ketones with *N,N*-dimethylhydrazine to afford bicyclic perhydroindoles. Subsequent manipulation gives tetrahydroindoles such as **31** (Scheme 35).¹⁴⁷

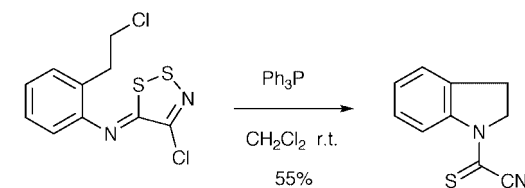


Scheme 34

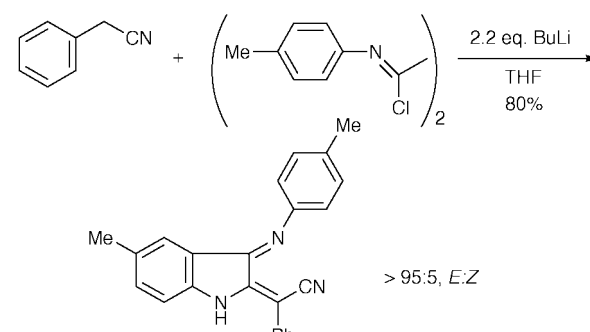


Scheme 35

A new indoline ring-forming reaction leads to the formation of *N*-(cyanoformyl)indoline (Scheme 36),¹⁴⁸ and the reaction between bislithiated substituted methylnitriles and methylsulfones with oxalimidoyl chlorides provides 3-iminoindoles in one step (Scheme 37).¹⁴⁹



Scheme 36



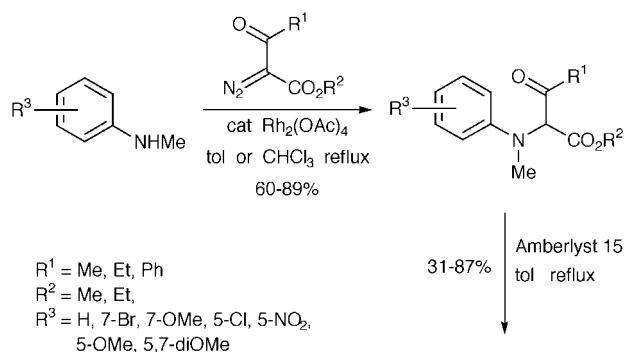
Scheme 37

4 Electrophilic cyclization

Several of the numerous electrophilic cyclization routes to indoles have been available to synthetic organic chemists for 100 years or more. Nevertheless, new examples and applications of this indole ring-forming strategy continue to appear in the literature.

4.1 Bischler indole synthesis

Moody and Swann have described a modification of the Bischler synthesis wherein the intermediate α -(*N*-arylamino)-ketones are prepared by a Rh-catalyzed insertion reaction.¹⁵⁰ Acid-catalyzed cyclization completes the synthesis (Scheme 38). Further examples of rhodium-catalyzed indole ring forming reactions are in Section 8.2.



Scheme 38

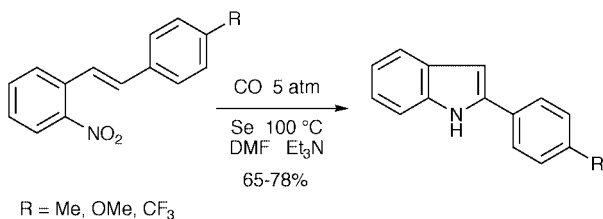
4.2 Nordlander indole synthesis

Although no new examples of this modification of the Bischler indole synthesis were found *per se*, Zard and co-workers have effected the Lewis acid induced cyclization of 2,2-dimethoxy-arylacetanilides to 3-aryloxindoles.¹⁵¹

4.3 Nitrene cyclization

4.3.1 Cadogan–Sundberg indole synthesis

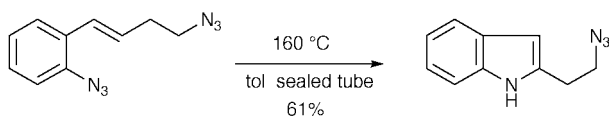
This powerful indole ring formation method involves the deoxygenation of *o*-nitrostyrenes or *o*-nitrostilbenes with triethyl phosphite and cyclization of the resulting nitrene to form an indole. Holzapfel and Dwyer have used this method to synthesize several carbazoles and norharman from the appropriate 2-nitrobiphenyls, and also several 2-methoxycarbonylindoles from methyl *o*-nitrocinnamates.¹⁵² Another group has synthesized several 2,2'-biindolyls by the deoxygenation–cyclization of the appropriate 2-(*o*-nitrostyryl)indoles.¹⁵³ The presumed novel generation of nitrenes from *o*-nitrostilbenes using CO and Se leads to an efficient synthesis of 2-aryloxindoles (Scheme 39).¹⁵⁴ The authors propose the formation of carbonyl selenide (COSe) which is the deoxygenation agent. Both 2- and 3-methylindole can be synthesized in good yields (70%, 69%) from the corresponding *o*-nitrostyrenes, and indole is obtained in 55% yield.



Scheme 39

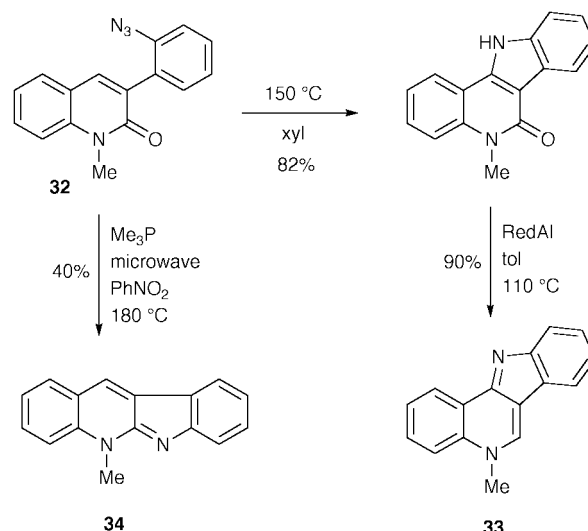
4.3.2 Sundberg indole synthesis

Molina *et al.* have employed the Sundberg indole synthesis, which involves the thermolysis of *o*-azidostyrenes and cyclization of the resulting nitrene to form indoles, to prepare 2-(2-azidoethyl)indole (Scheme 40).^{155,156} The lack of reactivity of the aliphatic azido group is noteworthy.



Scheme 40

This research group has also used this methodology to synthesize the indole alkaloids cryptosanguinolentine (**33**) and cryptotackieine (**34**) from the common starting azide **32** (Scheme 41).¹⁵⁷ A very similar strategy to synthesize the alkaloids **33** and **34** was reported earlier by Timári *et al.*¹⁵⁸

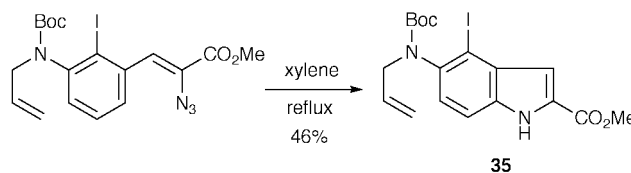


Scheme 41

Depending on the solvent, the photolysis of 2-amino-2'-azidobiphenyl yields small amounts of 4-aminocarbazole and 4,10-dihydroazepino[2,3-*b*]indole, amongst two non-indolic products.¹⁵⁹ Thermolysis of 1-benzylpyrazole affords α -carboline as the major product.¹⁶⁰ The reaction is proposed to involve a pyridylnitrene. We have used the Sundberg indole synthesis to synthesize the previously unknown 2-nitroindole from 2-(2-azidophenyl)nitroethylene in 54% yield.¹⁶¹

4.3.3 Hemetsberger indole synthesis

The Hemetsberger indole synthesis is related to the Sundberg indole synthesis except that the azido group is on the side chain (*i.e.*, α -azidocinnamate) rather than on the benzene ring. This indole synthesis has been used to prepare 2-methoxycarbonyl-6-cyanoindole¹⁶² and 2-ethoxycarbonyl-3-methylindole.¹⁶³ The latter study includes a new preparation of the precursor α -azidocinnamates by azide ring opening of epoxides. The Hemetsberger protocol has been used to synthesize the ABC rings of nodulisporic acid,¹⁶⁴ the thieno[3,2-*g*]indole and thieno[3,2-*e*]indole ring systems,¹⁶⁵ and a precursor (**35**) to CC-1065 and related antitumor alkaloids (Scheme 42).¹⁶⁶

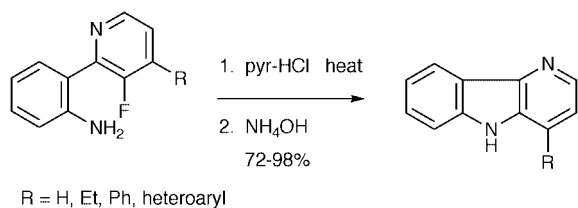


Scheme 42

Molina *et al.* have described a variation of the Hemetsberger synthesis involving the thermolysis of 2-alkyl- and 2-aryl-amino-3-(2-azidoethyl)quinolines to give the corresponding pyrrolo[2,3-*b*]quinolines in 39–70% yield.¹⁶⁷

4.4 Quéguiner azacarbazole synthesis

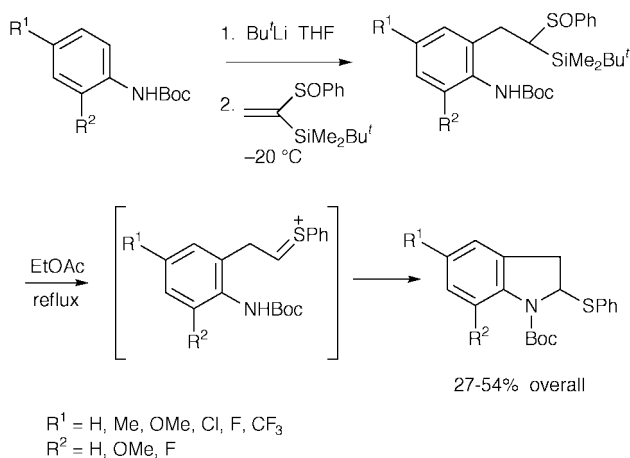
Quéguiner and co-workers have extended their short and efficient synthesis of azacarbazoles to the construction of α -substituted δ -carbolines (Scheme 43).¹⁶⁸



Scheme 43

4.5 Iwao indole synthesis

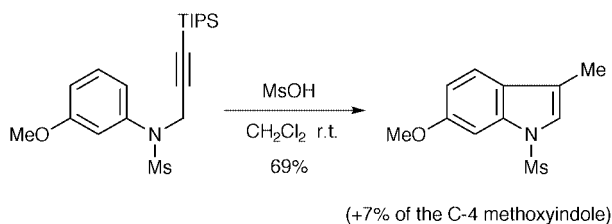
Iwao has published a new indole synthesis in which the ring-forming step is a thermal sila-Pummerer rearrangement (Scheme 44).¹⁶⁹ Oxidation of the 2-thioindolines with MCPBA furnishes the corresponding indoles ($R^1 = R^2 = H$, 100%). A related Pummerer rearrangement leading to an indole intermediate was used by Fukuyama and Chen in an elegant synthesis of (-)-hapalindole G.¹⁷⁰



Scheme 44

4.6 Magnus indole synthesis

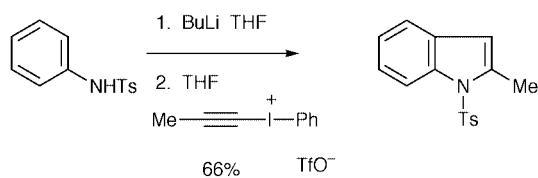
Magnus and Mitchell have discovered that terminal triisopropylsilylprop-2-ynylanilines afford 3-methylindoles upon treatment with methanesulfonic acid (Scheme 45).¹⁷¹



Scheme 45

4.7 Feldman indole synthesis

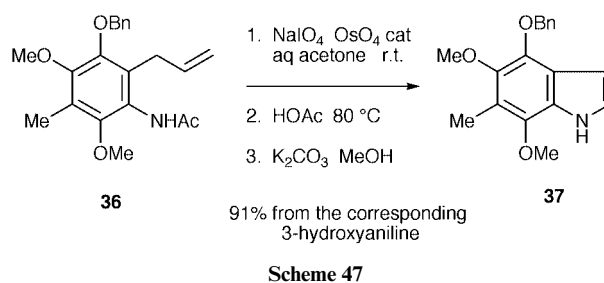
Feldman and co-workers have found that phenyl(propynyl)iodonium triflate reacts with lithiated *N*-phenyl-*p*-toluenesulfonamide to afford indoles in one operation (Scheme 46).^{172,173} The reaction is believed to involve a vinyl carbene which undergoes electrophilic cyclization to form an indole.



Scheme 46

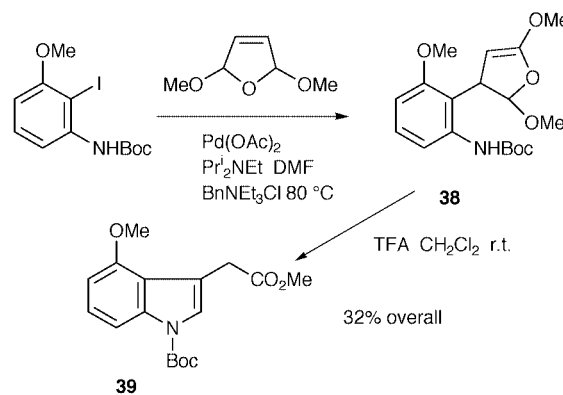
4.8 Miscellaneous electrophilic cyclizations

Several new routes to *o*-aminophenylacetaldehyde derivatives have provided new indole ring syntheses. Oxidative cleavage of the allyl side chain in aniline **36** affords indole **37**, used in a synthesis of (+)-desmethoxymitomycin A (Scheme 47),¹⁷⁴ and a similar osmium tetroxide oxidative cyclization yields 1-acetyl-5-methoxycarbonyl-7-chloro-4-methoxyindole (77%) from the corresponding *o*-allylacetanilide.¹⁷⁵ The use of 2-(2-amino-phenyl)acetaldehyde dimethyl acetal to synthesize a series of *N*-acylindoles by acid-catalyzed cyclization has been described.¹⁷⁶ The *N*-acylindoles can be converted into esters, amides, and aldehydes, but not ketones, by treatment with suitable nucleophiles.



Scheme 47

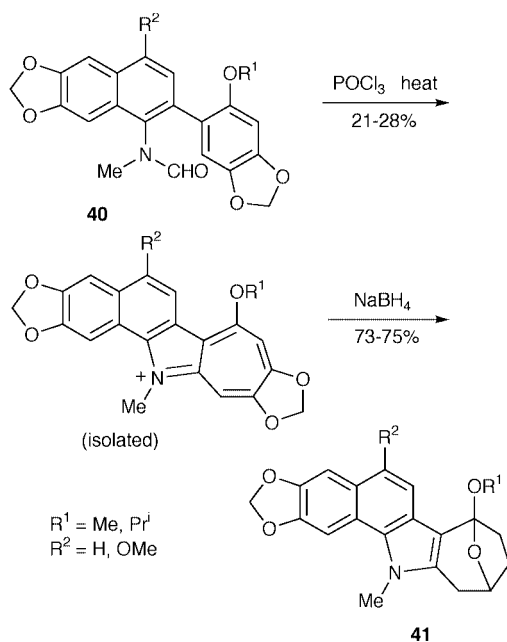
A synthesis of psilocin revealed the interesting indole synthesis shown in Scheme 48 wherein 2,3-dihydro-2,5-dimethoxyfuran **38**, prepared by Pd-catalyzed cross-coupling, is cyclized to indole **39**.¹⁷⁷ An unexpected rearrangement of 4-amino-2-methylbenzofurans to 4-hydroxy-2-methylindoles under strongly acidic conditions was recently reported.¹⁷⁸ The authors propose the generation of a vinyl carbocation by opening of the furan ring and then cyclization to the more stable indole ring system.



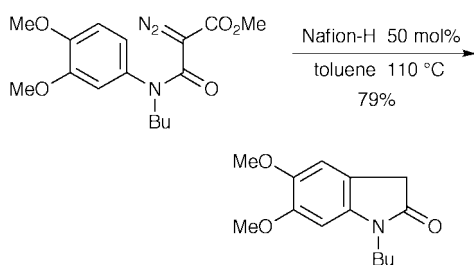
Scheme 48

Ishikawa and co-workers have uncovered a remarkable two-step rearrangement while studying the Bischler–Napieralski reaction of **40**, a double transformation that leads to **41** (Scheme 49),^{179,180} and a “cume” question *par excellence*!

The mechanism of the previously known aromatization of cyclic *p*-quinomethanes to indoles has been investigated and extended to the synthesis of benzo[*e*]indoles.^{181,182} Thus, the reaction of vinylmagnesium bromide with 2-benzylaminonaphtho-1,4-quinone followed by treatment with MsCl–Et₃N gives 5-mesyl-3-benzylbenzo[*e*]indole in 58% yield. The cyclization of diazoanilides to oxindoles, which is normally performed with rhodium (*cf.* Section 8.2), can also be accomplished with Nafion-H.¹⁸³ The authors propose an electrophilic mechanism by protonation of the diazo group and loss of N₂, presumably to a carbene intermediate. An example is shown in Scheme 50. Noteworthy is that the methoxycarbonyl group is invariably lost under these conditions, and the azetidino-2-ones



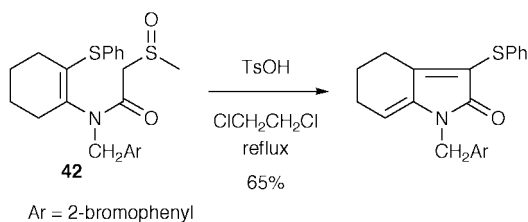
Scheme 49



Scheme 50

are minor products. Smith *et al.* have studied this cyclization to oxindoles as influenced by zeolite catalysts and they speculate that different carbenes are involved in the formation of oxindoles and azetidin-2-ones.¹⁸⁴

The ancient Sandmeyer isatin synthesis, which involves the electrophilic cyclization of an α -isnitrosoacetanilide, has been employed in a synthesis of the marine natural product convolutamydin A *via* 4,6-dibromoisatin.¹⁸⁵ A new entry to 1,4,5,6-tetrahydro-2*H*-indol-2-ones involves 5-*endo-trig* cyclization of a sulfoxide amide **42** in a Pummerer rearrangement (Scheme 51).¹⁸⁶ Padwa *et al.* have developed elegant “domino Pummerer” cycloaddition¹⁸⁷ or cyclization¹⁸⁸ protocols to construct complex oxindoles.^{189,190}



Scheme 51

5 Reductive cyclization

Like the Fischer indole synthesis, and the Madelung cyclization and its modifications, and the numerous variations of electrophilic cyclization to indoles, reductive cyclization of nitro aromatics is a powerful means of forming indoles, and several new developments have been described in recent years.

5.1 *o*, β -Dinitrostyrene reductive cyclization

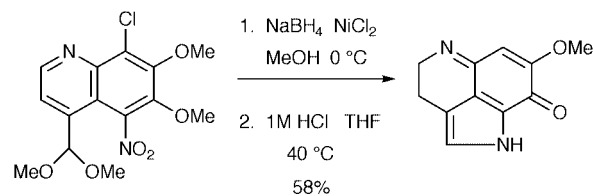
Corey and co-workers¹⁹¹ have used the Borchardt modification (Fe–HOAc–silica gel–tol–reflux)¹⁹² of the reductive cyclization of *o*, β -dinitrostyrenes to prepare 6,7-dimethoxyindole in a total synthesis of aspidophytine. This modification was employed in the preparation of 7-acetoxy-6-methoxyindole and 4-acetoxy-5-methoxyindole, which were used in syntheses of gastropod indolequinones.¹⁹³ Fukuyama and Chen have used this reductive cyclization to prepare a potential indole precursor to a synthesis of hapalindole G.¹⁷⁰ The synthesis of 5,6-methylenedioxyindole by the catalytic reduction of the corresponding *o*, β -dinitrostyrene proceeds in 94% yield.¹⁹⁴ The very labile 5,6-dihydroxyindole can be synthesized using the Zn-controlled conditions shown in Scheme 52.¹⁹⁵ All other conditions tried were unsatisfactory.



Scheme 52

5.2 Reissert indole synthesis

The classic Reissert indole synthesis, involving the reductive cyclization of *o*-nitrophenylpyruvic acid to indole-2-carboxylic acid, was used by Shin and co-workers to prepare a series of 2-ethoxycarbonyl-4-alkoxymethylindoles in a synthesis of fragment E of nosiheptide,¹⁹⁶ and by Sato *en route* to a series of tricyclic indole derivatives.¹⁹⁷ The modified Reissert reaction, involving the reductive cyclization of an *o*-nitrophenyl-acetaldehyde or *o*-nitrophenyl methyl ketone, has been adapted to solid-phase synthesis.¹⁹⁸ Kraus and Selvakumar have employed the reductive cyclization of a nitro aldehyde to synthesize a tricyclic indole related to the pyrroloiminoquinone marine natural products.¹⁹⁹ Related synthetic targets have been attacked by Joule and co-workers and a reductive cyclization step (Scheme 53) was used in a synthesis of several of these alkaloids.^{200–202} Zard and co-workers have used formamidesulfonic acid as a reducing agent in the reductive cyclization of nitroketones to pyrroles and a tetrahydroindole.²⁰³ Rawal and Kozmin have utilized a Reissert reaction in a synthesis of tabersonine that features an elegant construction of the requisite nitro ketone **44** using the new reagent *o*-nitrophenylphenyliodonium fluoride (NPIF) to join the *o*-nitrophenyl unit to silyl enol ether **43** (Scheme 54).^{204,205}

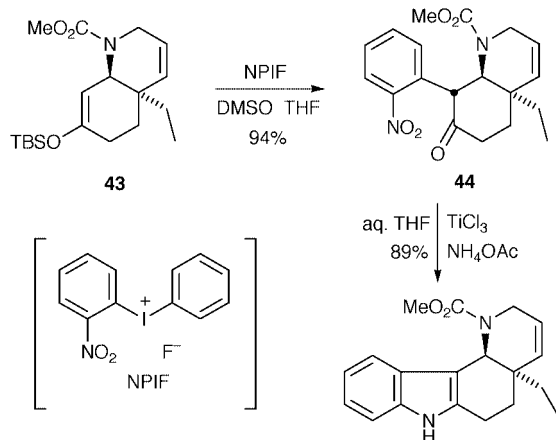


Scheme 53

The reductive cyclization of *o*-nitrophenylacetic acids or esters leading to oxindoles has been employed by Williams and co-workers to prepare 6-hydroxy-7-methoxyoxindole in a synthesis of (+)-paraherquamide B,²⁰⁶ and a similar reduction sequence yielded several chlorinated oxindoles and isatins.²⁰⁷

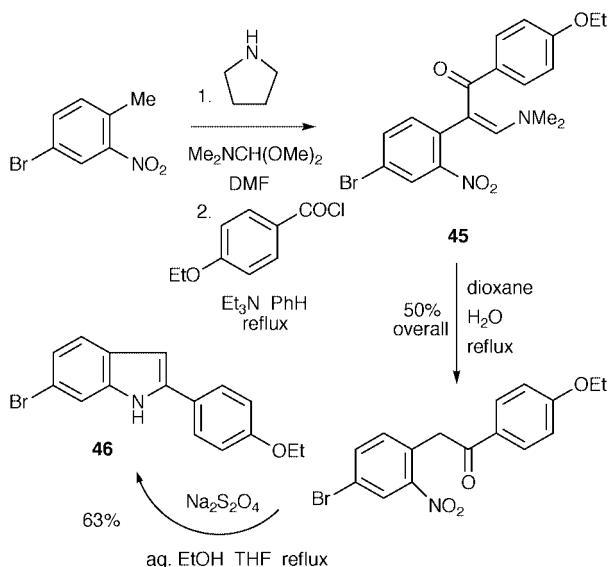
5.3 Leimgruber–Batcho indole synthesis

The Leimgruber–Batcho indole synthesis involves the conversion of an *o*-nitrotoluene to a β -dialkylamino-*o*-nitrostyrene with dimethylformamide acetal, followed by reductive cyclization to an indole. Ochi and co-workers have used this protocol to prepare 6-bromo-5-methoxyindole for use in the synthesis of



Scheme 54

marine bromoindoles,²⁰⁸ and Showalter *et al.* synthesized 6-amino-5-ethoxycarbonylindole and 6-amino-7-ethoxycarbonylindole from the appropriate *o*-nitrotoluenes.²⁰⁹ The Leimgruber–Batcho method has been used to make C-4 substituted indoles for elaboration to conformationally-restricted analogs of indolmycin,²¹⁰ and in a synthesis of arcycriacyanin A.²¹¹ It has been used in a large-scale synthesis of 6-bromoindole.²¹² An important extension of this indole ring synthesis is the functionalization of the intermediate β -dialkylamino-*o*-styrene. Thus, Clark and co-workers have acylated this intermediate enamine to yield **45** which was converted to indole **46** after reductive cyclization (Scheme 55).²¹³ Prashad and co-workers have also used this tactic to construct 3-methoxycarbonylindoles by exposing the Leimgruber–Batcho enamine to phosgene and then methanol, prior to reductive cyclization.²¹⁴ An enamine dimer was also identified in this study.



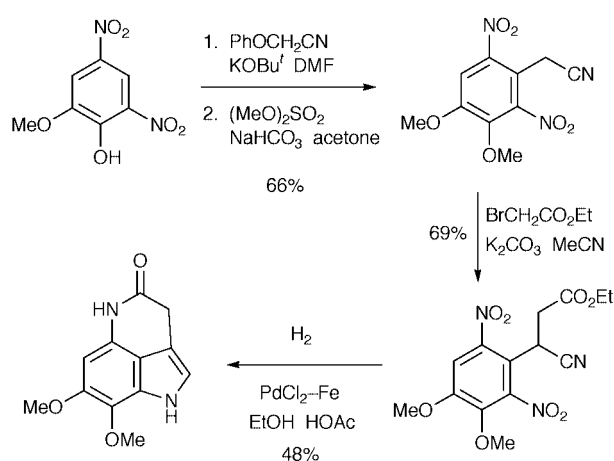
Scheme 55

Coe and co-workers have interrupted the Leimgruber–Batcho sequence by converting the intermediate enamine to an *o*-nitrophenylacetaldehyde acetal, which was reductively *N*-alkylated, and then cyclized with acid to give a series of 1-alkyl-6-methoxycarbonylindoles.²¹⁵

5.4 Makosza indole synthesis

The essence of the Makosza indole synthesis is the vicarious nucleophilic substitution (VNS)^{139,140} of hydrogen to install the requisite side chain (usually acetonitrile) for reductive cyclization onto a nitro group. Makosza has used this method to

synthesize a series of *N*-hydroxyindoles and indoles,²¹⁶ and to prepare several pyrrolo[4,3,2-*de*]quinolines for use in the synthesis of the marine pyrroloiminoquinone alkaloids (Scheme 56).^{217,218} The selectivity observed in the nitro group reduction is noteworthy; shorter reduction periods lead to the cyanoquinolone, indicating that the less hindered nitro group is reduced first.



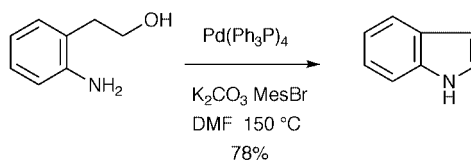
Scheme 56

Makosza has also described the condensation of *m*-nitroaniline with ketones under strongly basic conditions to form 4- and 6-nitroindoles.²¹⁹ Remarkably, imines are not involved in this reaction, but, rather, oxidative nucleophilic substitution of hydrogen by the ketone enolate occurs. Subsequent amine carbonyl condensation yields the indole. The similarity of this oxidative substitution of hydrogen to the VNS reaction is clear.

6 Oxidative cyclization

6.1 Watanabe indole synthesis

The Watanabe indole synthesis is the metal-catalyzed indole synthesis from anilines and glycols, or ethanolamines, and the related intramolecular cyclization of *o*-aminophenethyl alcohols to indoles. Watanabe, Shim, and co-workers have now extended this reaction to the synthesis of *N*-alkylindoles in yields up to 78% (*N*-methylindole) from the reaction of *N*-alkylanilines with triethanolamine and the catalyst $\text{RuCl}_2(\text{PPh}_3)_3$.^{220,221} This oxidative cyclization has also been used to prepare a wide range of substituted indoles from ring-substituted (methyl, methoxy, chloro, isopropyl, dimethyl, dimethoxy) anilines.²²² Other catalysts have been studied in this reaction and $\text{CdBr}_2 \cdot 3\text{KBr}$ is particularly effective.^{223,224} The intramolecular version of this reaction occurs with an aluminium orthophosphate–Pd system²²⁵ and also with tetrakis(triphenylphosphine)palladium (Scheme 57).²²⁶ This method also furnishes 4,5,6,7-tetrahydroindoles and pyrroles. A related electrolytic cyclization of *o*-nitrophenethylamines gives *N*-aminoalkylindoles.²²⁷

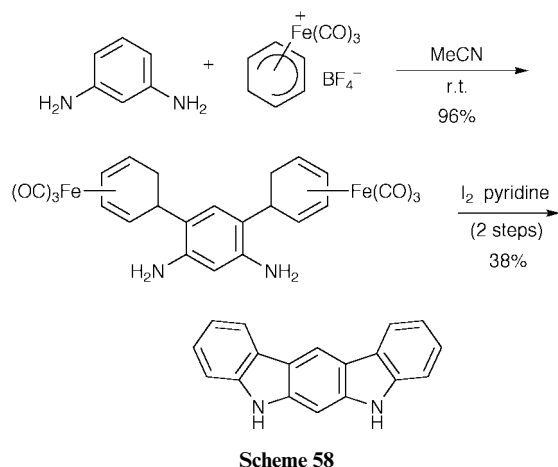


Scheme 57

6.2 Knölker indole-carbazole synthesis

Over the past several years Knölker and co-workers have parlayed the oxidative cyclization of tricarbonyliron–cyclohexadiene complexes into a remarkably versatile synthesis of

indoles and, especially, carbazoles. Recent synthetic successes in this arena include carazostatin,²²⁸ carquinostatin A,²²⁹ carbazomycins C and D,²³⁰ G and H,²³¹ A and B,²³² carbazoquinocin C,²³³ neocarazostatin B,²³⁴ lavanduquinocin,²³⁵ hyellazole,^{236,237} 4a,9a-dihydro-9H-carbazoles,²³⁸ indolo[2,3-b]-carbazole (Scheme 58),²³⁹ and furostifolin.²⁴⁰ The key oxidation cyclization step can usually also be accomplished with active manganese dioxide or ferricenium hexafluorophosphate-sodium carbonate, but in the case shown in Scheme 58 these reagents led to decomposition.



Scheme 58

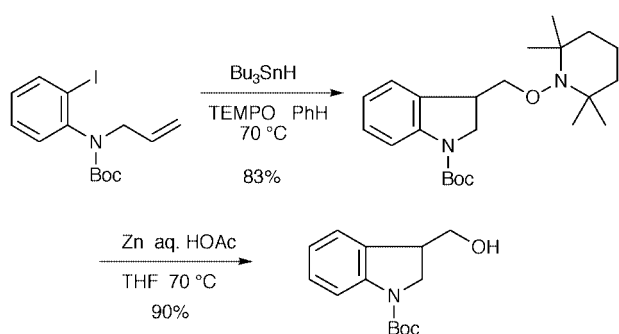
This oxidative cyclization sequence has been applied to the synthesis of the 2,3,3a,7a-tetrahydroindole nucleus by two groups, apparently independently.^{241,242}

7 Radical cyclization

As was true in the earlier review,¹ radical cyclization routes to indoles and indolines are very popular amongst synthetic chemists, and several new such methodologies have been invented in recent years for the construction of indoles.

7.1 Tin-mediated cyclization

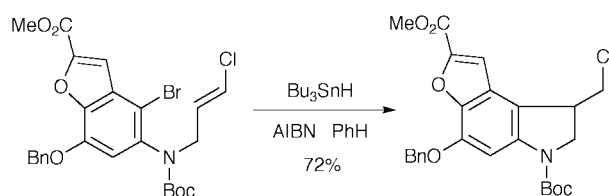
Boger has been one of the pioneers in the development of tin-mediated radical cyclization, notably in the area of CC-1065 and duocarmycin synthetic studies.²⁴³⁻²⁴⁷ An example is depicted in Scheme 59.²⁴⁵



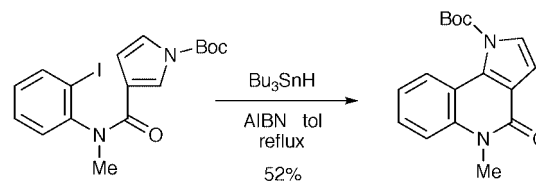
Scheme 59

Patel and co-workers have improved upon this method by effecting a similar 5-*exo-trig* cyclization onto a tethered vinyl chloride (Scheme 60).²⁴⁸

Jones and co-workers have reported a similar tin-mediated cyclization of *o*-bromoacryloylanilides leading to oxindoles, a method which employs *in situ* *N*-silylation to bias the requisite conformation for cyclization.²⁴⁹ This group has also described the radical cyclization onto a pyrrole ring leading either to spirooxindoles or to the martinelline core (pyrrolo[3,2-*c*]quinolone) (Scheme 61).^{250,251} The tin-mediated cyclization



Scheme 60

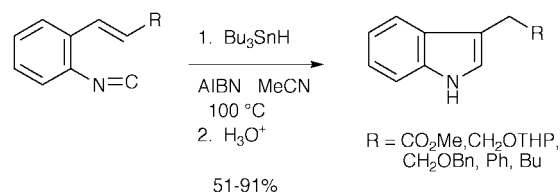


Scheme 61

onto a linked dihydropyrrole ring leads also to a spirooxindole and a pyrrolidinoquinolone in a 7:3 ratio.²⁵²

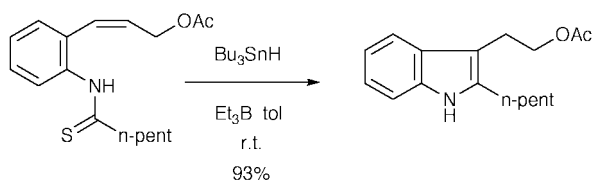
Curran and co-workers who also were pioneers in the development of tin-mediated 5-*exo-trig* cyclization to indolines,²⁵³ have described the fluoros and the microwave-promoted fluoros versions of this reaction.^{254,255} Other 5-*exo-trig* variations include the cyclization of 2-allyl thiocarbazonates to hexahydroindoles, featuring a new source of nitrogen centered radicals,²⁵⁶ the cyclization of *o*-bromo α -cyanoanilines to spirooxindoles,²⁵⁷ cyclization of *o*-haloaryl allenylmethyl amines to afford 3-ethenyl-2,3-dihydroindoles,²⁵⁸ and cyclization of the *o*-bromo benzimidate of phenethylamine to *N*-benzoylindoline.²⁵⁹ The Boger cyclization, which uses a TEMPO radical trap, has been used in concert with the Hemetsberger indole synthesis to prepare a duocarmycin model.¹⁶⁶ Murphy and co-workers have reported the tin-induced cyclization of the *ortho*-iodo tethered vinyl bromide leading, after loss of HBr, to a tetrahydrocarbazole.²⁶⁰ Parsons and co-workers have presented a full account of his elegant tandem radical cyclization leading to lysergic acid derivatives²⁶¹ and to a pseudocopsinine model.²⁶²

An exciting development in the area of radical cyclization is Fukuyama's tin-mediated indole synthesis featuring the cyclization of *o*-isocyanostyrenes *via* an α -stannoimidoyl radical (Scheme 62).²⁶³⁻²⁶⁵ This powerful methodology leads to 2-substituted indoles by a Stille palladium-cross coupling reaction of the intermediate 2-stannylindole,^{263,264} and has been featured in syntheses of indolocarbazoles,²⁶⁴ biindolyls,²⁶⁴ and total syntheses of (\pm)-vincadifformine and ($-$)-tabersonine.²⁶⁵ Others have used the Fukuyama synthesis to prepare 6-hydroxyindole-3-acetic acid²⁶⁶ and 3-(trimethylsilyl)methylindoles.²⁶⁷ The latter paper describes both the tin-mediated and a thiol-mediated cyclization of an *o*-isocyanophenyl trimethylsilyl alkyne to indoles.



Scheme 62

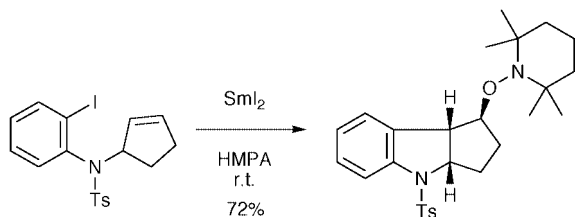
Fukuyama and co-workers have extended their indole radical cyclization chemistry to the use of *o*-alkenylthioanilides. These substrates furnish 2,3-disubstituted indoles in good to excellent yields (Scheme 63).²⁶⁸ Fukuyama has also developed a phosphorus-initiated radical cyclization of thioanilides in the context of a synthesis of (\pm)-catharanthine.²⁶⁹



Scheme 63

7.2 Samarium-mediated cyclization

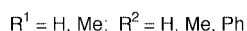
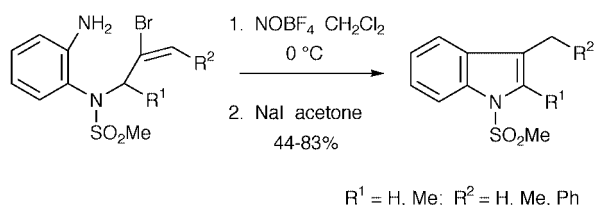
Samarium iodide has been used with *o*-iodoaniline derivatives to synthesize spirooxindoles,²⁷⁰ and, with a TEMPO trap, indolines (Scheme 64).²⁷¹



Scheme 64

7.3 Murphy indole-indoline synthesis

Murphy and co-workers have engineered an elegant new radical cyclization methodology involving “radical-polar crossover chemistry”, which uses tetrathiafulvalene (TTF) or sodium iodide to mediate the 5-*exo-trig* cyclization to indolines or indoles.^{260,272–275} A simple indole example is shown in Scheme 65,²⁶⁰ but the method is particularly useful for the construction of the tetracyclic-indoline core of *Aspidosperma* alkaloids.^{273,275} This methodology has been extended to the use of polymer-supported TTF reagents.²⁷⁶



Scheme 65

7.4 Miscellaneous radical cyclizations

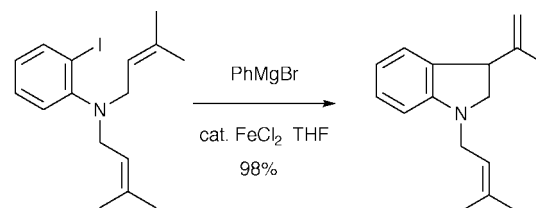
Several newer means to effect a radical cyclization leading to indoles or indolines have recently appeared in the literature. These include Mn(III) cyclization of α -thioamides,²⁷⁷ the electrochemical-induced cyclization of *N*-allyl-2-chloroacetanilides,²⁷⁸ the Grignard-induced cyclization of *N,N*-diprenyl-2-iodoaniline (Scheme 66),²⁷⁹ the thermal radical cyclization of α,α,α -trichloroanilides to oxindoles,²⁸⁰ the cyclization of α -xanthylanilides to oxindoles (Scheme 67),²⁸¹ the tris(trimethylsilyl)silane-induced cyclization onto the nitrogen of an imidate ester,²⁵⁹ the tris(trimethylsilyl)silane-induced cyclization onto an alkene and the radical so-formed onto an azide,²⁸² the NBS-triggered cyclization of lactam *m*-cyclophanes to yield tricyclic indoles (Scheme 68),²⁸³ the Mn(II)-induced coupling of ethyl α -nitroacetate with 2-aminonaphthoquinones to furnish benzindoloquinones,²⁸⁴ and the thiol-triggered cyclization of *o*-alkynylanilines²⁸⁵ and *o*-alkynylphenyl azides^{286,287} to indoles.

These novel reactions would seem to offer enormous promise for future development and applications in synthesis.

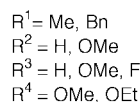
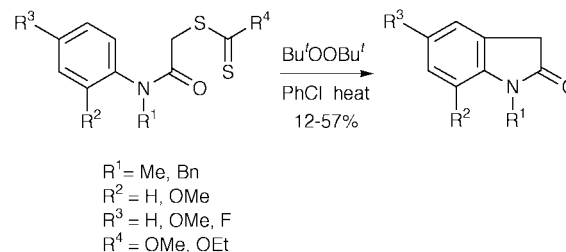
8 Metal-catalyzed indole synthesis

8.1 Palladium

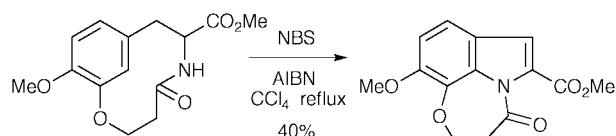
The use of palladium in indole and indoline ring synthesis has



Scheme 66



Scheme 67

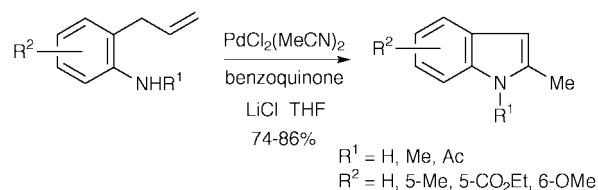


Scheme 68

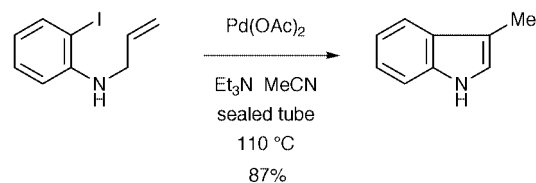
received such extraordinary attention that this section has been further subdivided from those divisions in the earlier review.¹ More importantly, proper credit (I hope!) has been given to the several discoverers of this chemistry.

8.1.1 Hegedus–Mori–Heck indole synthesis

The application of the intramolecular Heck reaction to the synthesis of indoles, oxindoles and indolines, depending on the cyclization substrate, was apparently discovered independently by Hegedus,^{288–293} Mori,^{294,295} and Heck,²⁹⁶ although Hegedus was the first in print. These workers found that Pd effects the cyclization of either *o*-allylanilines or *N*-allyl-*o*-haloanilines to indoles under standard Heck conditions.^{297–300} Two of the original examples are shown in Scheme 69^{288,289} and Scheme 70.²⁹¹ Hegedus was also the first to report the CO insertion version of this Pd-catalyzed cyclization reaction leading to indoline-2-acetic acid derivatives.²⁹⁰



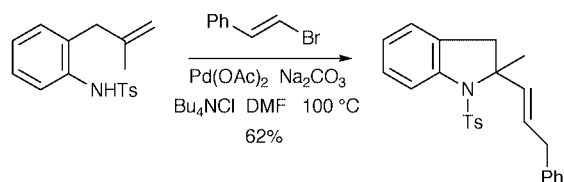
Scheme 69



Scheme 70

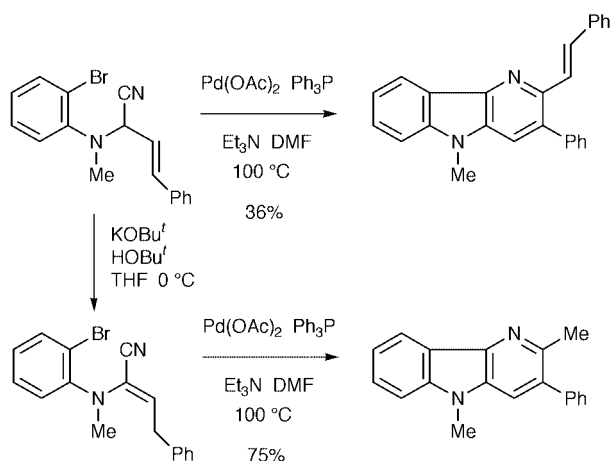
Larock and Babu have greatly improved upon the original Hegedus conditions for the cyclization of *N*-allyl-*o*-haloanilines and *N*-acryloyl-*o*-haloanilides,³⁰¹ such that, for example, the

reaction shown in Scheme 70 can be performed at lower temperature, with shorter reaction time and less catalyst to give 3-methylindole in 97% yield. Larock and co-workers have extended this Pd-mediated cyclization in other ways,^{302–305} notably involving the cross-coupling of *o*-allylic and *o*-vinyl anilides with vinyl halides and triflates to produce 2-vinylindolines^{303–305} (Scheme 71).³⁰⁵ The related “Larock indole synthesis” is presented in Section 8.1.3.

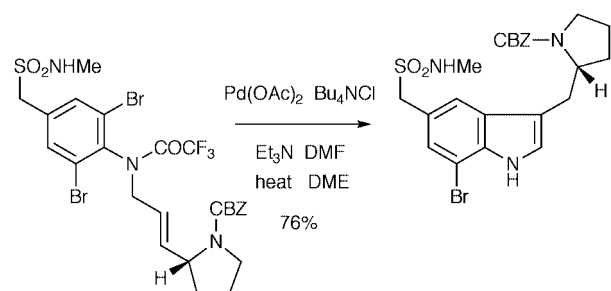


Scheme 71

Numerous examples of the Hegedus–Mori–Heck indole synthesis have been described, including applications to the synthesis of CC-1065 precursors,^{306–308} 5-methyl- and 7-methylindole featuring a new *ortho*-vinylation of anilines with SnCl₄–Bu₃N,³⁰⁹ indole-3-acetic acids,³¹⁰ indole-3-pyruvic acid oxime ethers,³¹¹ 3-siloxyindoles,³¹² δ -carboline from the cyclization onto a cyano group (Scheme 72),³¹³ 7-bromoindoles related to sumatriptan (Scheme 73),³¹⁴ and a total synthesis of the alkaloid gelsemine.³¹⁵

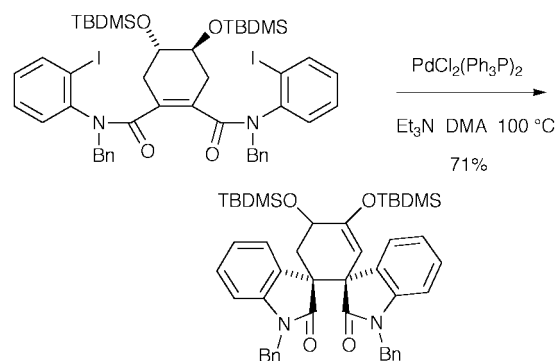


Scheme 72



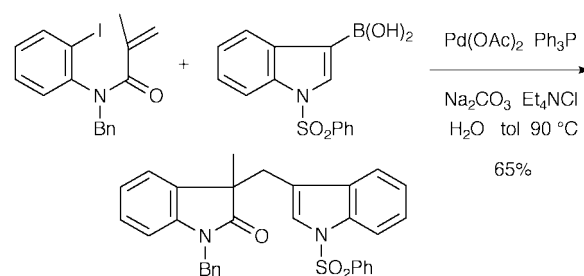
Scheme 73

The Pd-catalyzed synthesis of indoles^{316,317} and oxindoles³¹⁸ has been adapted to the solid phase, and new fluorinated phosphine palladium complexes in supercritical carbon dioxide have been invented for these reactions.³¹⁹ Overman and co-workers have utilized the oxindole version of this reaction in the course of total syntheses of the Calabar bean alkaloids physostigmine and physovenine,³²⁰ and, *via* a spectacular bis-Pd-catalyzed cyclization (Scheme 74), for total syntheses of chimonanthine and calycanthine.³²¹



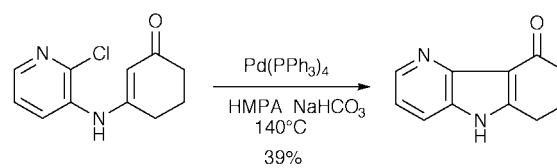
Scheme 74

Grigg and co-workers have described a series of Pd-catalyzed cyclizations leading to indoles, indolines, and oxindoles, including the reaction of *o*-haloanilines with vinyl halides or triflates and CO to produce 3-spiro-2-oxindoles,³²² cyclization protocols to yield 3-spiroindolines,^{323,324} and cyclization–anion capture sequences to construct various indoles (Scheme 75).^{325,326}

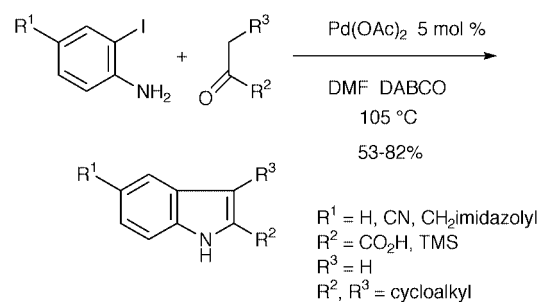


Scheme 75

Rawal and co-workers have reported that the Pd-catalyzed cyclization of *N*-(2-bromoallyl)anilines affords indoles, and they have used this to synthesize 4- and 6-hydroxyindoles.³²⁷ Likewise, it has long been known that 2-(*o*-bromoanilino) enones undergo the intramolecular Heck reaction to form 3-acylindoles.³²⁸ A recent example of this version of the Hegedus–Mori–Heck indole synthesis is shown in Scheme 76.³²⁹ This cyclization has been applied to the synthesis of 3-ethoxycarbonyl-2-trifluoromethylindoles from the appropriate *o*-haloanilino vinylogous carbamates^{330,331} and to 2-benzyloxycarbonyl-4-hydroxymethyl-3-methylindoles from a 2-(*o*-iodoanilino) unsaturated ester.³³² A nice variation on this theme utilizes the *in situ* preparation of *o*-iodoanilino enamines (Scheme 77).³³³

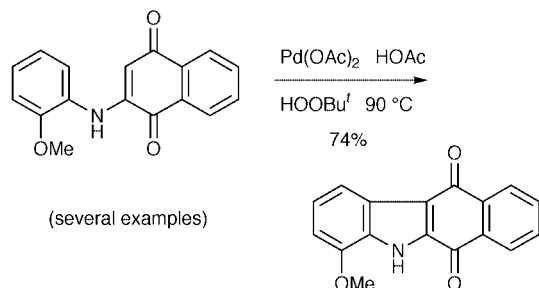


Scheme 76



Scheme 77

More than 20 years ago Åkermark and co-workers first reported that 2-anilino-*p*-benzoquinones are cyclized to carbazolequinones with Pd(OAc)₂.³³⁴ Recently, this research group has extended this reaction to additional examples (Scheme 78).³³⁵ This cyclization has been used in the synthesis of bis-carbazoles,⁵¹ kinamycin analogs,^{336,337} carbazomycins G and H,³³⁸ carbazoquinocin C,³³⁹ (±)-carquinostatin A,³⁴⁰ and 8,10-dimethoxyellipticine.³⁴¹ The final cyclization involves a diaryl amine precursor.

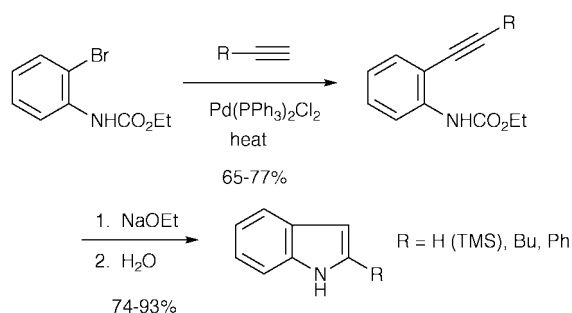


Scheme 78

8.1.2 Yamanaka–Sakamoto indole synthesis

Although the Yamanaka–Sakamoto indole synthesis does not necessarily involve Pd in the indole ring-forming step, it is included in this section in view of its close similarity to both the Hegedus–Mori–Heck and the Larock indole syntheses. This reaction is also related to the copper-promoted Castro indole synthesis (Section 8.5.1).

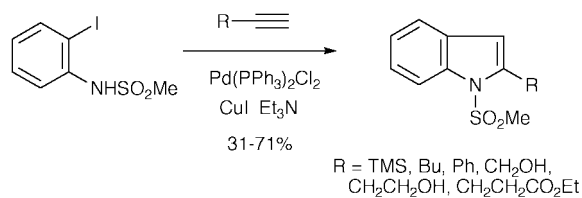
The Yamanaka–Sakamoto indole synthesis²⁹⁸ features a Pd-catalyzed coupling of a terminal alkyne with an *o*-haloaniline to afford an *o*-alkynylaniline derivative which then readily cyclizes with base to yield an indole. The prototypical reaction is shown in Scheme 79.³⁴² The cyclization is either spontaneous or involves Pd mediation. This cyclization can also be effected with fluoride.³⁴³



Scheme 79

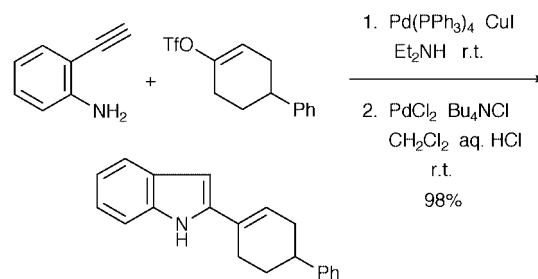
In subsequent papers, these workers reported that copper is beneficial to the overall reaction (Scheme 80),³⁴⁴ and this combination of catalysts has been used to effect a synthesis of 7-substituted indoles,³⁴⁵ oxygenated indoles,³⁴⁶ 3-methoxycarbonylindoles by CO carbonylation,³⁴⁷ and 3-alkenylindoles by an *in situ* Heck reaction.³⁴⁸

The power of this indole ring synthesis has not gone unnoticed, and Cacchi and co-workers have made outstanding



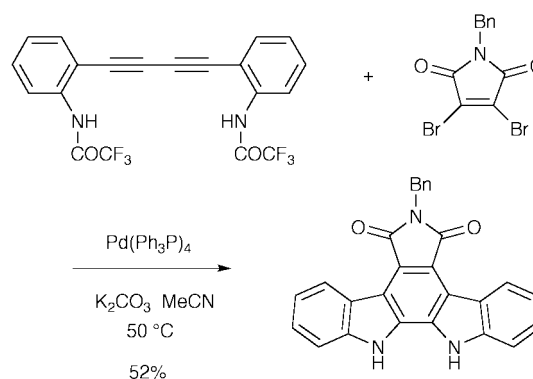
Scheme 80

contributions in this general area of indole ring construction. For example, vinyl triflates react with *o*-aminophenylacetylene to afford 2-substituted indoles in excellent yield (Scheme 81).³⁴⁹ A carbonylation variation provides 3-acylindoles,³⁵⁰ and 3-aryl-2-unsubstituted indoles³⁵¹ and 3-allylindoles³⁵² are readily crafted using Pd-catalyzed coupling, followed by cyclization.



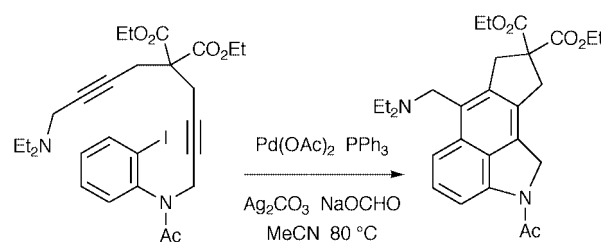
Scheme 81

The Yamanaka–Sakamoto indole synthesis has been used in a synthesis of carazostatin,³⁵³ the solid-phase syntheses of 2-³⁵⁴ and 3-substituted indoles³⁵⁵ and 2,3-disubstituted indole-6-carboxylic acids,³⁵⁶ 2-dienylindoles,³⁵⁷ and biindolyls^{358,359} (Scheme 82),³⁵⁹ the latter of which utilizes the Cacchi variation.

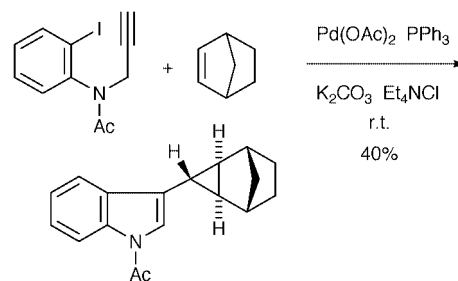


Scheme 82

Grigg and co-workers have extended this methodology to cyclization reactions of *o*-iodo-*N*-alkynylanilines leading to polycyclic indoles. Two examples of this cascade process are shown in Schemes 83³⁶⁰ and 84.³⁶¹



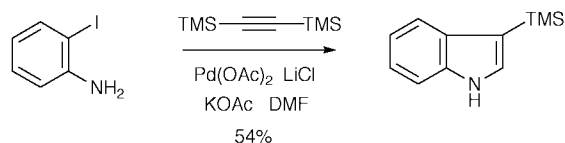
Scheme 83



Scheme 84

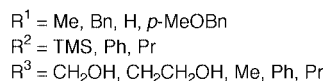
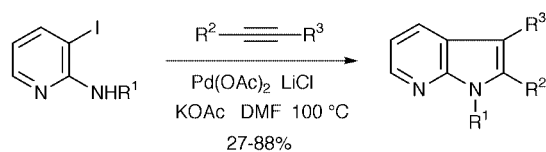
8.1.3 Larock indole synthesis

The Larock indole synthesis^{362,363} refers to the intermolecular Pd-catalyzed reaction of *o*-haloanilines and alkynes (usually internal) to give indoles in one operation. Examples of allenes and alkenes functioning in this manner are also cited in this section. An example is shown in Scheme 85.³⁶³



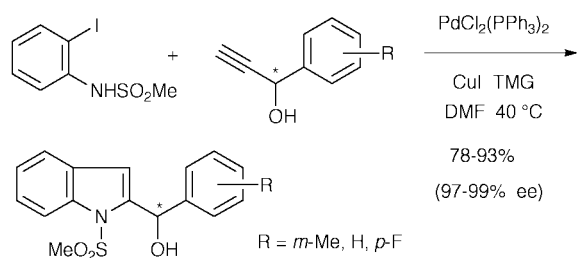
Scheme 85

The Larock indole synthesis with internal alkynes has been used to synthesize 5-azaindoles,³⁶⁴ 5-, 6-, and 7-azaindoles,³⁶⁵ 7-azaindoles (Scheme 86),³⁶⁶ pyrrolo[3,2-*c*]quinolines,³⁶⁷ pyrrolo[3,2,1-*ij*]quinolines,^{368a} isoindolo[2,1-*a*]indoles,^{368b} 5-(triazolylmethyl)tryptamine analogs,³⁶⁹ tetrahydroindoles,³⁷⁰ and *N*-(2-pyridyl)indoles.³⁷¹

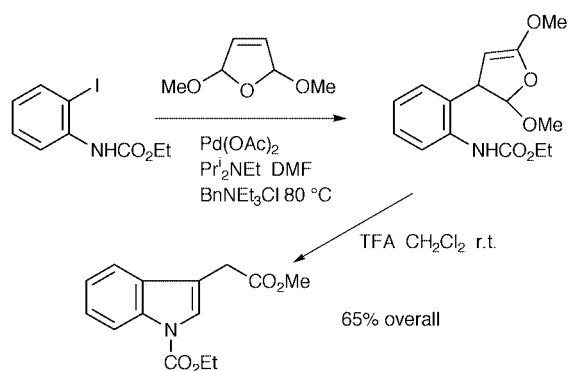


Scheme 86

The Larock method has been applied to solid-phase synthesis,³⁷²⁻³⁷⁴ terminal alkynes,^{375,376} including chiral examples (Scheme 87),³⁷⁶ and some alkenes.³⁷⁷⁻³⁷⁹ For example, this last combination was used to synthesize indole-3-acetic acid (Scheme 88).³⁷⁸

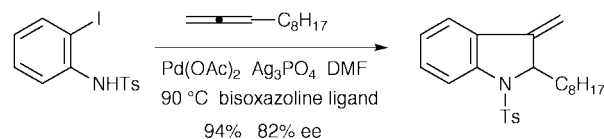


Scheme 87



Scheme 88

Larock has also utilized allenes to craft 3-methyleneindolines, including asymmetric synthesis (Scheme 89).^{380,381} Allenes in this Pd-catalyzed indole synthesis variation lead to

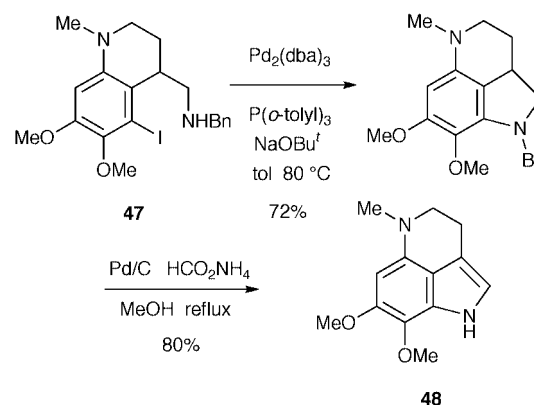


Scheme 89

7-azaindoles following ozonolysis of the initially formed *exo*-methyleneindoline,³⁸² and 1-sulfonyl-1,3-dienes in the Larock methodology lead to 2-vinylindolines.³⁸³ 1-Oxygenated dienes also work well.³⁸⁴

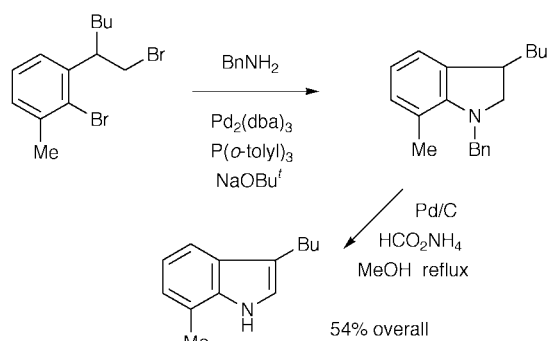
8.1.4 Buchwald indoline synthesis

Buchwald has parlayed a powerful aryl amination technology³⁸⁵ into a simple and versatile indoline synthesis.³⁸⁶ Indole **48**, which has been used in the total syntheses of the marine alkaloids makaluvamine C and damirone A and B, was readily synthesized using a Pd-mediated cyclization of **47** (Scheme 90).³⁸⁷



Scheme 90

This intramolecular Pd-catalyzed amination is applicable to the synthesis of *N*-substituted optically active indolines,³⁸⁸ and *o*-bromobenzyl bromides can be employed in this indole ring synthesis (Scheme 91).³⁸⁹ Recently, Yang and Buchwald have described improvements in this methodology.³⁹⁰

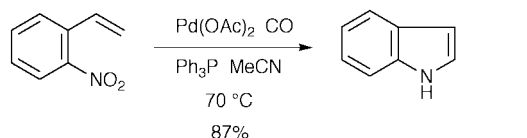


Scheme 91

8.1.5 Miscellaneous

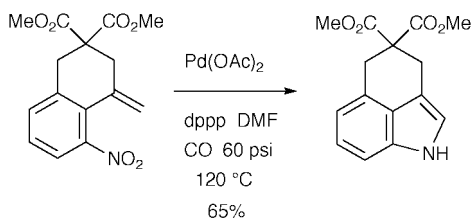
Several examples of Pd-mediated cyclization leading to indoles or indolines do not fit into the previous categories and are presented here.

The indole ring can be easily fashioned by the Pd-catalyzed cyclization of *o*-nitrostyrenes.^{391,392} Söderberg and co-workers have developed this "reductive *N*-heteroannulation" reaction into a very attractive and general indole ring synthesis,^{393,394} both for simple indoles (Scheme 92)³⁹³ and fused indoles (Scheme 93).³⁹⁴ A related cyclization of *o*-aminophenethyl alcohol was cited earlier.²²⁶



Also 4-OH, 4-OMe, 5-OMe, 6-OMe, 4-Br, 4-NO₂, 4-CO₂Me, 5-CO₂Me, 6-CO₂Me, 7-CO₂Me, 2-Ph, 2-Me, and others

Scheme 92

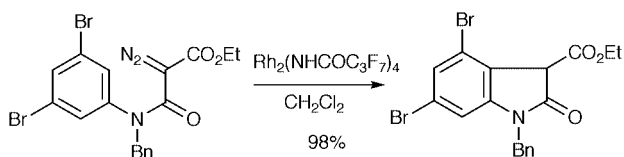


Scheme 93

Yang has reported the Pd-induced cyclization of an arylbromide to a pendant cyano group leading to γ -carbolines and related compounds.³⁹⁵

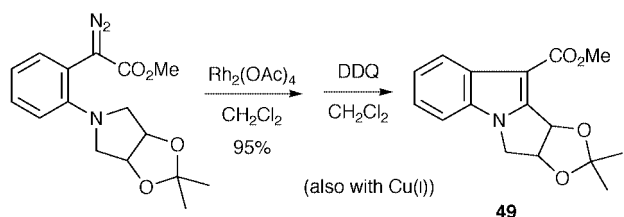
8.2 Rhodium and ruthenium

The rhodium(II)-catalyzed decomposition of α -diazocarbonyl compounds to yield oxindoles is an important synthetic operation, and Moody, Padwa, and co-workers have made several important contributions in this area.^{396–399} Notably, the use of a perfluorinated carboxamide ligand on the rhodium catalyst decidedly promotes attack on the aromatic ring rather than leading to a β -lactam or other products. This reaction is a key step (Scheme 94) in a synthesis of the marine alkaloid convolutamydine C by Moody and co-workers.³⁹⁸



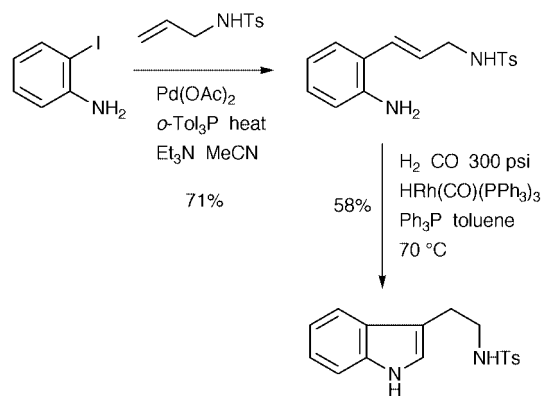
Scheme 94

The use of chiral α -diazocarbonyl compounds in this process preserves the optical activity in furnishing *N*-substituted oxindoles,⁴⁰⁰ and Rh(II) also catalyzes the carbenoid insertion into a C–H bond of a pyrrolidine leading to 1,2-disubstituted mitosene **49** (Scheme 95).^{401–403} This cyclization is also effected by chiral bis(oxazoline)copper(I) catalysts to give some enantioselectivity.



Scheme 95

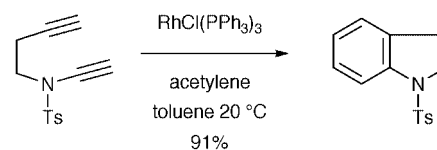
The Rh-catalyzed hydroformylation of functionalized anilines leads to tryptophanols and tryptamines (Scheme 96).⁴⁰⁴ The Rh-catalyzed carbonylation of *o*-alkynylanilines yields oxindoles,⁴⁰⁵ and a Rh-catalyzed process, using Wilkinson's catalyst, has been discovered that converts azobenzenes into *N*-anilinoindoles.^{406,407} For example, under these conditions



Scheme 96

azobenzene reacts with diphenylacetylene to give *N*-anilino-2,3-diphenylindole in 90% yield.

Witulski has reported a very general Rh-catalyzed aromatic ring-forming reaction with alkynes leading to indolines (Scheme 97).⁴⁰⁸ This [2+2+2] cycloaddition provides 4,5,6,7-tetrasubstituted indolines in good to excellent yields.



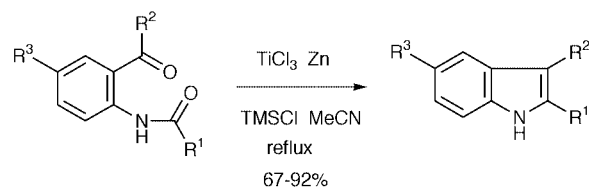
Scheme 97

A ruthenium catalyst converts *o*-alkylbenzonitriles to indoles,⁴⁰⁹ and a 3-enylalkynylindole to a carbazole in low yield.⁴¹⁰

8.3 Titanium

8.3.1 Fürstner indole synthesis

The Fürstner indole synthesis is the Ti-induced reductive cyclization of oxo amides leading to an indole ring.⁴¹¹ Fürstner *et al.* have revealed the enormous power and versatility of this coupling reaction, illustrated by total syntheses of the indole alkaloids (+)-aristoteline,⁴¹² camalexin,⁴¹³ flavopereirine and other indolo[2,3-*a*]quinolizine alkaloids,^{413,414} and secofascaplysin.⁴¹⁴ The reaction is general for simple indoles (Scheme 98),⁴¹⁵ including highly strained examples (2,3-di-*tert*-butyl-1-methylindole⁴¹²). It is also particularly useful for the preparation of 2-arylindoles.⁴¹⁶



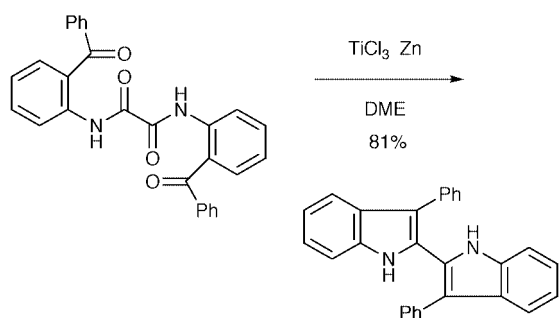
R¹ = Ph, CF₃, CF₂CF₂CF₃, CO₂Et, (CH₂)₁₅CH₃; R² = Me, Ph; R³ = H, Cl

Scheme 98

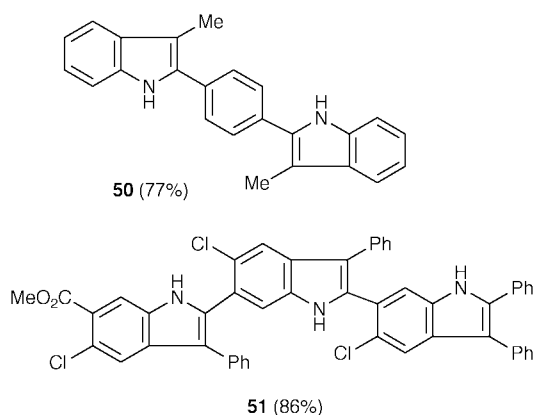
An improvement over the original procedure is the so-called “instant” method utilizing TiCl₃–Zn, and these newer conditions have been employed to synthesize a variety of bi-, ter-, and quaterindoles (Scheme 99).⁴¹⁷ For example, indoles **50** and **51** can be easily assembled using this Ti-induced “zipper reaction”.

8.3.2 Miscellaneous

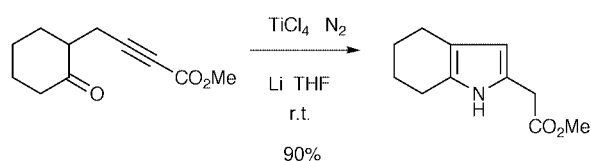
Mori and co-workers have continued their use of Ti–nitrogen



Scheme 99



complexes (nitrogen fixation) in pyrrole ring formation leading to tetrahydroindoles (Scheme 100).^{418,419}

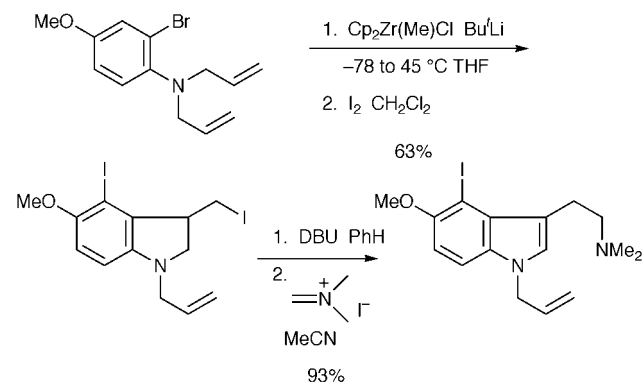


Scheme 100

The low-valent titanium reductive cyclization of aryl isothiocyanates to afford indole-2-carbothioamides has been described,⁴²⁰ and Cha and co-workers have utilized an intramolecular Ti-coupling procedure to construct mitomycin indole analogs from *o*-imidostyrenes.⁴²¹

8.4 Zirconium

The Buchwald indole-indoline ring synthesis, involving intramolecular alkene insertion into a zirconium-stabilized aryne complex and subsequent oxidation, has been used by Buchwald and co-workers to prepare 3,4-disubstituted indoles,⁴²² tryptophans and serotonin analogs (Scheme 101),⁴²³ and dehydrobufotenine.³⁸⁷



Scheme 101

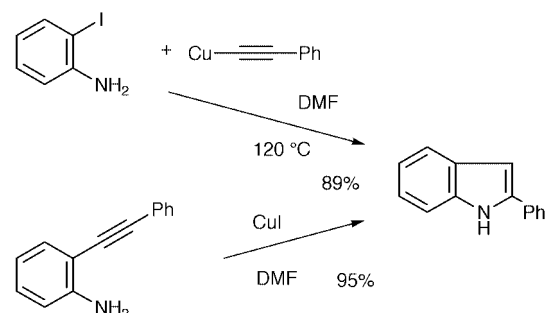
Tietze and Grote have employed this intramolecular insertion reaction of zirconocene-stabilized aryne complexes to synthesize the indoline portion of the CC-1065 pharmacophore.^{306,307}

8.5 Copper

Although copper has played a role in earlier indole ring synthesis (*vide supra*), other indole ring-forming reactions prompted this separate section.

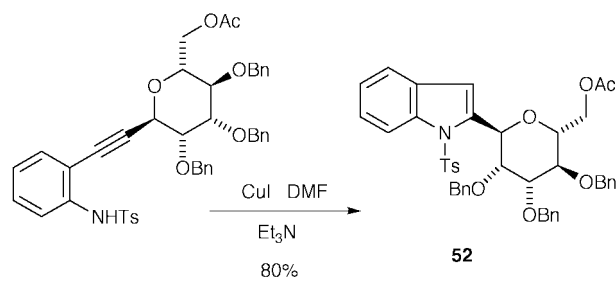
8.5.1 Castro indole synthesis

Castro *et al.* were the first to discover the metal-catalyzed cyclization of *o*-alkynylanilines to indoles using copper.^{424–427} Their early contributions to this field are often overlooked, but Castro's discoveries include the copper acetylide coupling with *o*-iodoanilines and the CuI-induced cyclization of *o*-alkynylanilines to yield indoles, both of which are illustrated in Scheme 102.



Scheme 102

The Castro indole synthesis has been used to prepare 5-azaindoles,³⁶⁴ a 2-(benzotriazolymethyl)indole,⁴²⁸ an indolo-[7,6-g]indole,⁴²⁹ a series of 5,7-disubstituted indoles and pyrroloindoles,⁴³⁰ 5,7-difluoro- and 5,6,7-trifluoroindole,⁴³¹ 1,2-dialkyl-5-nitroindoles,⁴³² and α -C-mannosylindole **52** (Scheme 103).⁴³³ In some cases the Castro cyclization of *o*-alkynylanilines succeeds where the Larock method of Pd-catalyzed coupling of *o*-iodoaniline with an alkyne fails.^{428b} The reaction of *o*-ethynyltrifluoroacetanilide with Cu(OAc)₂ yields both indole and 2-alkynylindoles resulting from alkyne coupling and mono-cyclization.³⁵⁹

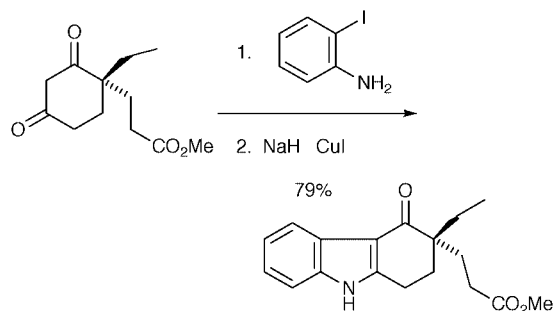


Scheme 103

8.5.2 Miscellaneous

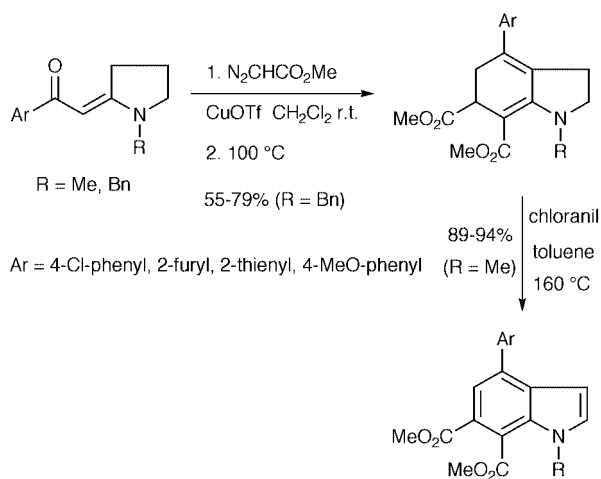
Early uses of copper(I) in combination with NaH to effect the cyclization of *o*-halogenated β -cyano- and β -oxoanilines to indoles were discovered by Kametani⁴³⁴ and Suzuki.^{435,436} More recently, this method has been used to make carbazoles (Scheme 104)⁴⁵ and carbazole quinone alkaloids.⁴³⁷

Copper(I) has been used in a modified intramolecular Goldberg amide arylation to forge several β -carboline,⁴³⁸ and we have already cited the use of CuOTf to promote the decomposition of α -diazo carbonyl compounds and C–H bond



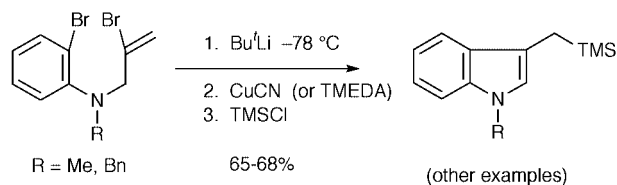
Scheme 104

insertion leading ultimately to tricyclic indoles.^{401–403} A nice variation of this latter reaction leads to the indole ring directly from acylenamines and methyl diazoacetate (Scheme 105).⁴³⁹



Scheme 105

Barluenga *et al.* have reported a novel copper-promoted carbometalation of *o*-bromo-*N*-(2-bromoallyl)anilines leading to 2-substituted or 2,3-disubstituted indoles (Scheme 106).⁴⁴⁰



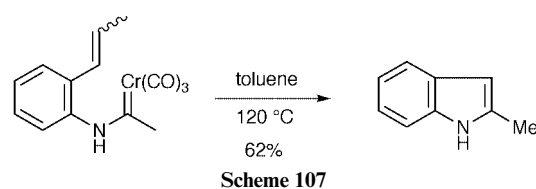
Scheme 106

8.6 Chromium

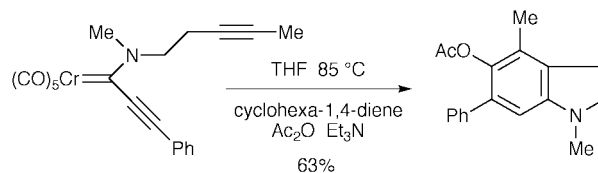
Chromium is a new entrée to the indole ring synthesis arena. Söderberg *et al.* have found that substituted indoles are formed from anilino-substituted Fischer chromium carbenes having *o*-alkenyl substituents on the benzene ring (Scheme 107).⁴⁴¹ The related cyclization of *o*-alkynylanilino chromium carbene complexes leads to indol-3-ylketene complexes by a tandem alkyne insertion–carbonylation sequence. Chromium removal and hydrolysis furnishes indole-3-acetic acids.⁴⁴² Benzocarbazoles and other fused indoles were prepared using this methodology.⁴⁴² Rahm and Wulff have described the Cr-induced cyclization of amine-tethered bisalkyne carbene complexes leading to 5-hydroxyindolines (Scheme 108).⁴⁴³

8.7 Molybdenum

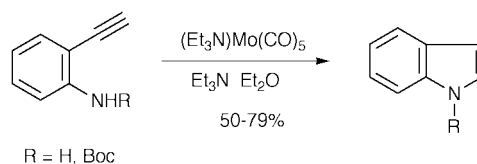
McDonald and Chatterjee have discovered the molybdenum-promoted cyclization of 2-ethynylanilines to indoles (Scheme 109).⁴⁴⁴



Scheme 107



Scheme 108

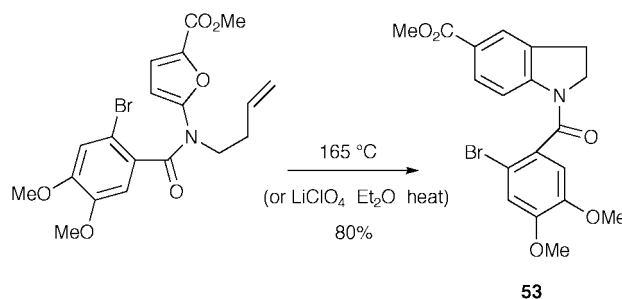


Scheme 109

9 Cycloaddition and electrocyclization

9.1 Diels–Alder cycloaddition

Padwa and co-workers have used inter- and intramolecular Diels–Alder reactions of 2-substituted aminofurans to effect the syntheses of indolines and indoles.^{190,445–449} For example, indoline **53** was crafted in this fashion and then used to synthesize the alkaloid oxoassoanine (Scheme 110).⁴⁴⁸



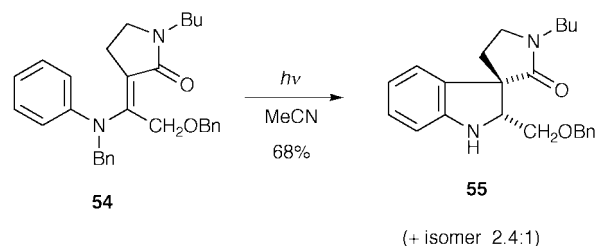
Scheme 110

Intramolecular Diels–Alder reactions of pyrazin-2(1*H*)-ones, with an *o*-alkynylanilino side chain, have been employed to access α - and β -carbolinones.⁴⁵⁰

9.2 Photocyclization

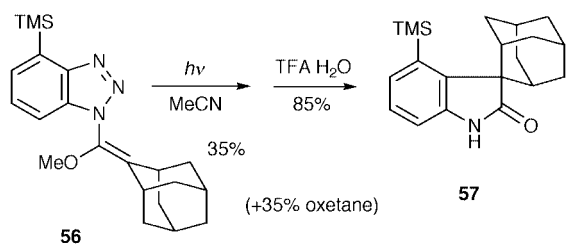
9.2.1 Chapman photocyclization

The well-established Chapman photocyclization of *N*-aryl-enamines to indolines⁴⁵¹ has been used in the synthesis of 8,10-dimethoxyellipticine,³⁴¹ fluorocarbazoles,⁴⁵² azatetrahydrocarbazolones,³²⁹ and hexahydrocarbazolones.⁴⁵³ Photocyclization routes to indoline spiroactones,⁴⁵⁴ spiroimides,^{455,456} and spiroactams⁴⁵⁶ have also been developed. An example of the latter transformation is **54** to **55**.⁴⁵⁶



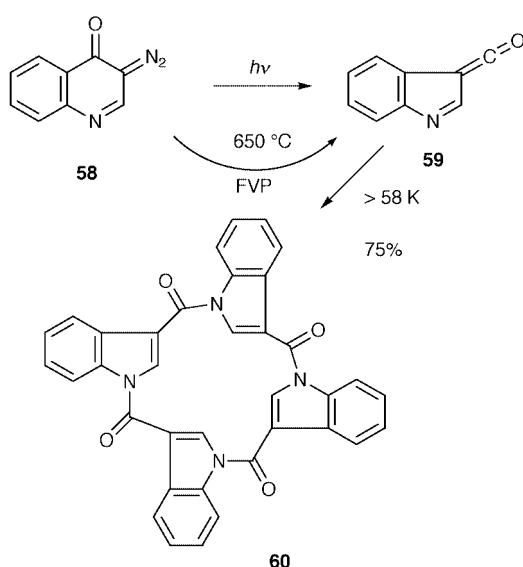
9.2.2 Miscellaneous photochemical reactions

The photolysis of *o*-alkynyltelluroimidates yields 3-acylindoles,⁴⁵⁷ and the photolysis of the benzotriazolyladamantane **56** leads to oxindole **57** after hydrolysis (Scheme 111).^{458,459} This reaction, which was first discovered by Wender and Cooper,⁴⁶⁰ has been employed in a total synthesis of gelsemine.⁴⁶¹



Scheme 111

Photolysis of α -diazo ketone **58** affords indolylketene **59** which is only stable below 58 K. Above this temperature tetrameric indole **60** forms in high yield (Scheme 112).^{462,463}

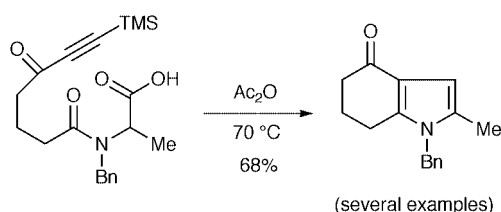


Scheme 112

Giese has observed that *o*-acylaniline derivatives undergo photocyclization to 3-hydroxyindolines.⁴⁶⁴

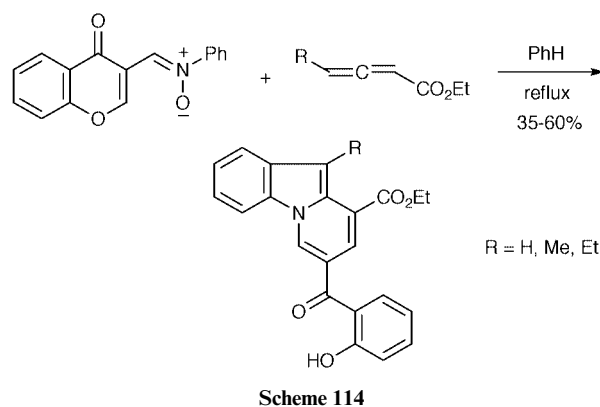
9.3 Dipolar cycloaddition

Vedejs and Monahan have reported the intramolecular 1,3-dipolar cycloaddition of an *N*-methyloxazolium species to an alkyne giving rise to indoloquinones.⁴⁶⁵ A münchnone generation and intramolecular cycloaddition protocol by Martinelli and co-workers leads to 4-oxo-4,5,6,7-tetrahydroindoles (Scheme 113).^{466,467}



Scheme 113

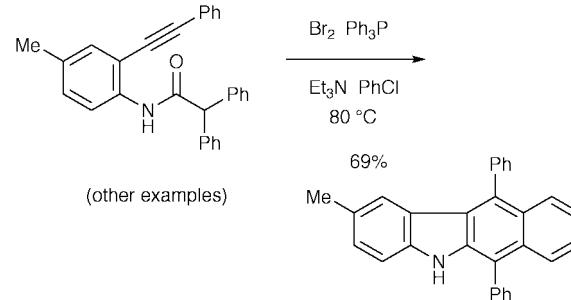
Ishar and Kumar have described 1,3-dipolar cycloadditions between allenic esters and nitrones to yield benzo[*b*]indolizines, the result of a novel sequence of molecular reorganizations (Scheme 114).⁴⁶⁸



Scheme 114

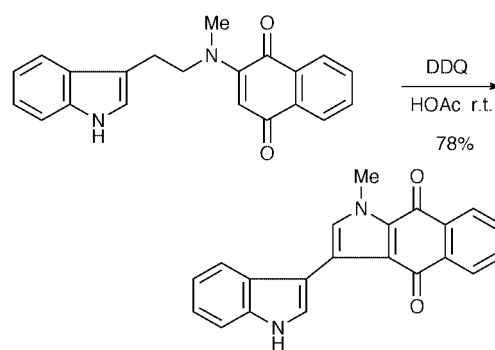
9.4 Miscellaneous

The biradical cyclization of enyne-ketenimines and enyne-carbodiimides is a powerful route to nitrogen heterocycles,⁴⁶⁹⁻⁴⁷¹ including fused indoles such as benzocarbazoles (Scheme 115)⁴⁷⁰ and indolo[2,3-*b*]quinolines.⁴⁷¹ These reactions appear to involve a stepwise biradical alternative mechanism to the concerted Myers–Saito cycloaromatization pathway.



Scheme 115

Cava and co-workers discovered the surprising cyclization shown in Scheme 116 *en route* to the preparation of a wakayin model system.⁴⁷² The *N*-methyl group was necessary for a successful reaction, as the NH compound failed to undergo formation of the pyrrole ring.



Scheme 116

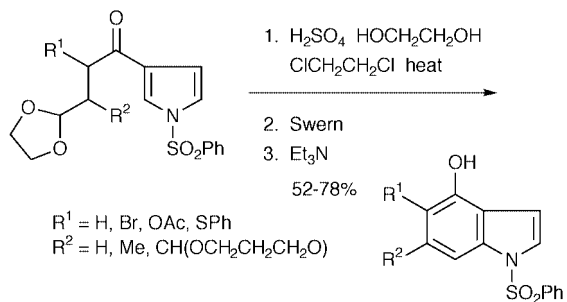
10 Indoles from pyrroles

10.1 Electrophilic cyclization

10.1.1 Natsume indole synthesis

Natsume and co-workers have adapted their indole synthesis to the preparation of herbindole and trikentrin model compounds,⁴⁷³ as well as to the syntheses of several of these marine alkaloids.⁴⁷⁴ This latter study established the absolute configuration of these indole alkaloids. This synthetic strategy, which involves electrophilic cyclization to C-2 or C-3 of a suitably tethered pyrrole substrate, has been used to construct the indole

ring in hapalindole O⁴⁷⁵ and in mitosene analogs related to FR 900482 and FR 66979.⁴⁷⁶ The method is particularly effective for the preparation of 4-hydroxyindoles (Scheme 117).⁴⁷⁶

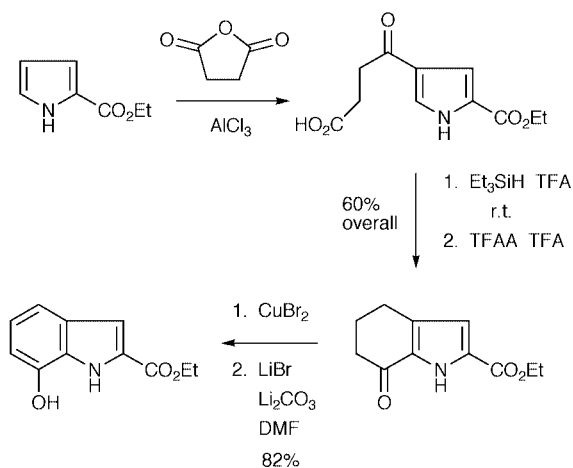


Scheme 117

The Natsume protocol has been used to synthesize (*S*)-(-)-pindolol and chuangxinmycin,⁴⁷⁷ and Katritzky *et al.* have developed an alternative route to the Natsume cyclization substrates using the lithiation of 2-benzotriazolymethylpyrroles followed by reaction with α,β -unsaturated aldehydes and ketones.⁴⁷⁸⁻⁴⁸⁰ Recently, Natsume and co-workers have synthesized (+)-duocarmycin SA using his indole ring synthesis.⁴⁸¹

10.1.2 Miscellaneous

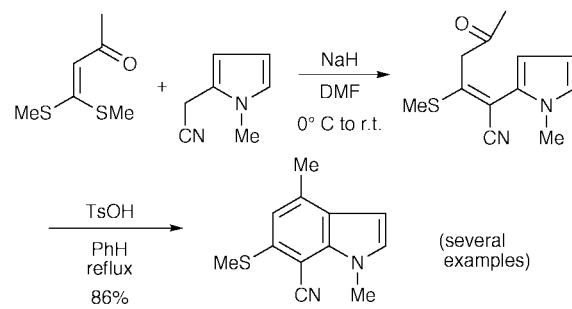
Murakami and co-workers have described an electrophilic cyclization route to 7-oxo-4,5,6,7-tetrahydroindole, initiated by the reaction of ethyl pyrrole-2-carboxylate and succinic anhydride (Scheme 118).⁴⁸² Another route to oxotetrahydroindoles involves the Friedel-Crafts acylation of *N*-methylpyrrole with lactones.⁴⁸³ For example, the reaction of γ -valerolactone and *N*-methylpyrrole with AlCl₃ affords 1,4-dimethyl-7-oxo-4,5,6,7-tetrahydroindole in 65% yield.⁴⁸³



Scheme 118

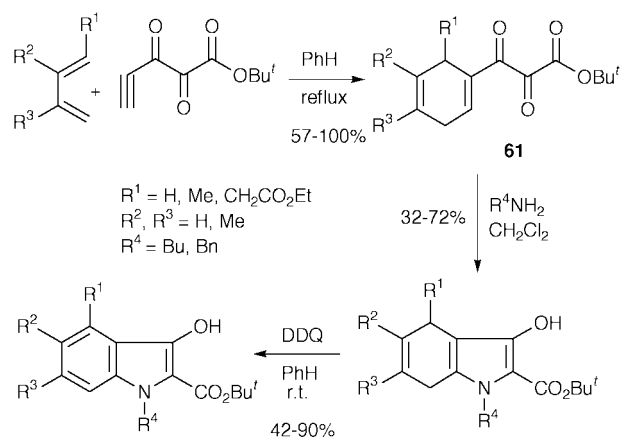
4-Oxotetrahydroindoles are important indole precursors and Edstrom and Yu have employed these intermediates in concise syntheses of 5-azaindole analogs⁴⁸⁴ and 3-substituted 4-hydroxyindoles,^{485,486} which were used to prepare indole-quinones. Other routes to 4-oxo-4,5,6,7-tetrahydroindoles have been described, including the synthesis of 6-amino-methyl derivatives⁴⁸⁷ and the enol triflate of *N*-tosyl-4-oxo-4,5,6,7-tetrahydroindole which was employed in Pd-catalyzed cross-coupling reactions.⁴⁸⁸ Other electrophilic cyclization methodologies for converting pyrroles to indoles have been reported for the synthesis of 6-azaindoles,⁴⁸⁹ novel fused indoles as potential dopamine receptor agonists,⁴⁹⁰ 7-chloroindoles,⁴⁹¹ 4,5,6,7-tetrasubstituted and related indoles (Scheme 119),⁴⁹² and 1-benzyl-3-phenylindole and related indoles.⁴⁹³

Wasserman and Blum have reported a general synthesis of



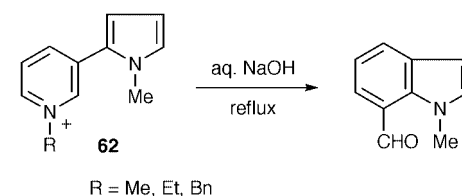
Scheme 119

2-alkoxycarbonyl-3-hydroxyindoles that involves a Diels-Alder cycloaddition, pyrrole ring formation from the tricarbonyl cycloadduct **61**, and DDQ oxidation (Scheme 120).⁴⁹⁴



Scheme 120

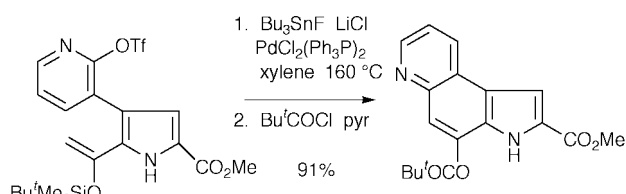
The interesting rearrangement of nicotine pyrrole **62** to 1-methylindole-7-carbaldehyde has been uncovered (Scheme 121),⁴⁹⁵ and 7-azaindoles are fashioned in one-pot by the annulation of 2-aminopyrroles with the enolates of 3,3-dimethoxy-2-formylpropanenitrile and ethyl 3,3-diethoxy-2-formylpropanoate.⁴⁹⁶



Scheme 121

10.2 Palladium-catalyzed cyclization

Palladium has been employed in a synthesis of duocarmycin SA as illustrated in Scheme 122.^{497,498}



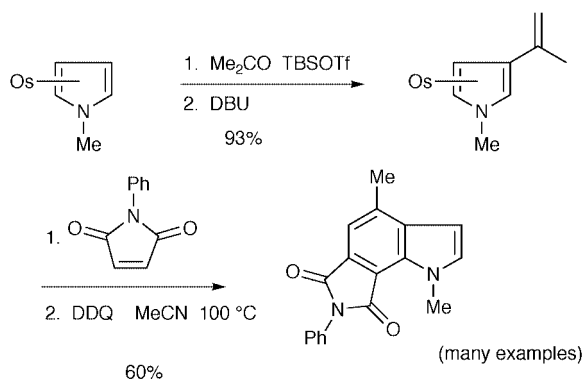
Scheme 122

10.3 Cycloaddition routes

10.3.1 From vinylpyrroles

The Diels-Alder cycloaddition of 2- and 3-vinylpyrroles is an attractive route to indoles, and several new examples of this

strategy have been reported in recent years. Ketcha and Xiao have synthesized 2- and 3-vinyl-1-(phenylsulfonyl)pyrroles and examined their Diels–Alder chemistry.⁴⁹⁹ Domingo *et al.* have presented theoretical studies of the reactions of 1-methyl-2-vinylpyrroles with dimethyl acetylenedicarboxylate,^{500,501} studies that suggest the existence of two competitive mechanisms depending on the solvent: an asynchronous concerted mechanism and a stepwise mechanism (Michael addition reaction). Harman and co-workers have developed an indole synthesis from Diels–Alder reactions of pentaammineosmium-pyrrole complexes (Scheme 123).^{502,503}

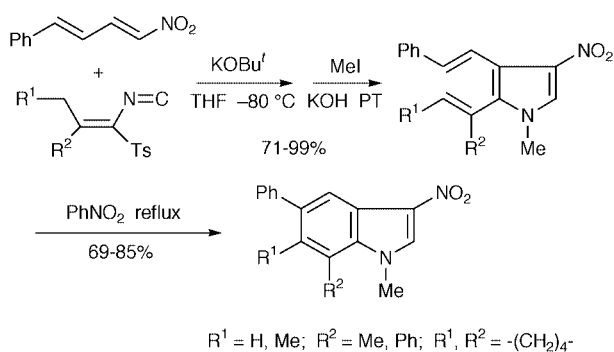


Scheme 123

An approach to the alkaloid martinelline utilizes an indium-catalyzed Diels–Alder reaction between aryl imines and *N*-acyl-2,3-dihydropyrroles.⁵⁰⁴ Photolysis of 2-styrylpyrroles affords indoles,⁵⁰⁵ and photolysis of thiobenzamide and 3-furylpropenal, which may involve a pyrrole intermediate, affords benzo[*g*]indoles.⁵⁰⁶

10.3.2 From pyrrole-2,3-quinodimethanes

The synthesis of 3-nitroindoles *via* the electrocyclic cyclization of nitropyrrole-2,3-quinodimethanes, reported in the last review, has been extended to a general synthesis of these compounds (Scheme 124).⁵⁰⁷

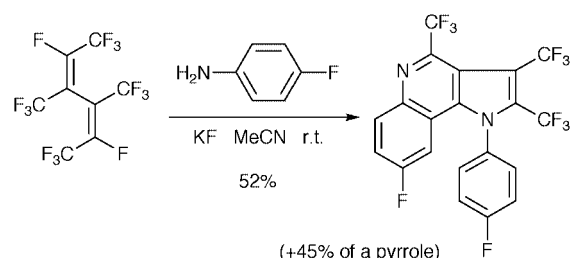


Scheme 124

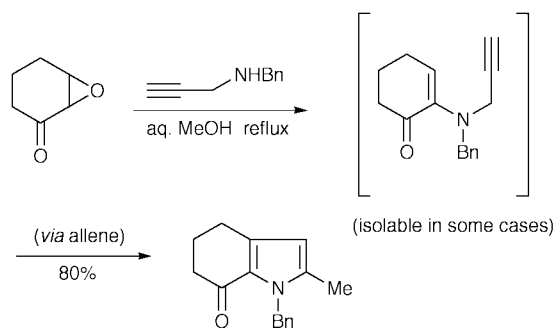
10.3.3 Miscellaneous

The sealed-tube reaction of 4,5-dicyanopyridazine with indole or *N*-methylindole affords the corresponding 2,3-dicyanocarbazoles in 59% and 53% yields, respectively.⁵⁰⁸ However, a similar cycloaddition reaction with *N*-methylpyrrole gives 5,6-dicyano-1-methylindole in only 15–17% yield. Perfluoro-3,4-dimethylhexa-2,4-diene reacts with anilines in the presence of fluoride to yield pyrroloquinoline derivatives (Scheme 125).⁵⁰⁹

The thermolysis of *N*-alkyl-*N*-vinylprop-2-ynylamines provides 7-oxo-4,5,6,7-tetrahydroindoles in good yield (Scheme 126).⁵¹⁰



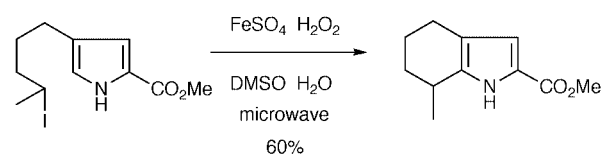
Scheme 125



Scheme 126

10.4 Radical cyclization

New routes to 4,5,6,7-tetrahydroindoles involving the radical cyclization of an iodoalkyl-tethered pyrrole (Scheme 127)⁵¹¹ and a 2-alkenyl-tethered 3-iodopyrrole have been elaborated.⁵¹²

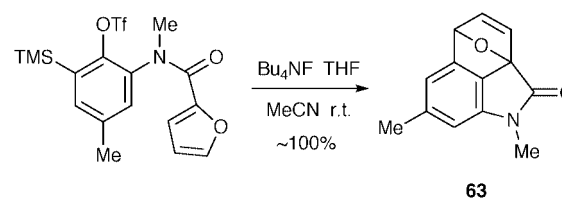


Scheme 127

11 Aryne intermediates

11.1 Aryne Diels–Alder cycloaddition

The ergot model **63** was obtained in essentially quantitative yield *via* the intramolecular aryne cycloaddition reaction shown in Scheme 128.⁵¹³

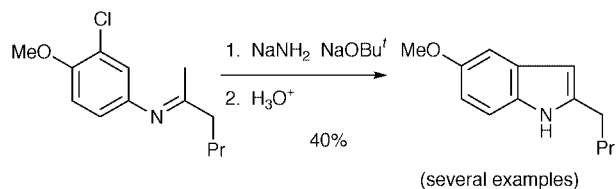


Scheme 128

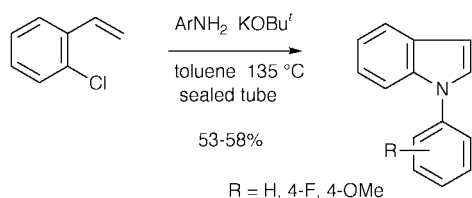
11.2 Nucleophilic cyclization of arynes

Caubère and co-workers have described in full their synthesis of tetrahydrocarbazoles and other indoles using the complex base NaNH_2 -*t*-BuONa to generate the requisite arynes for cyclization.⁵¹⁴ More recently, this group has extended this methodology to an efficient synthesis of 2-substituted indoles by the arynic cyclization of halogenated aryl imines (Scheme 129).⁵¹⁵

Beller *et al.* have discovered a novel “domino hydroamination aryne cyclization reaction” to give *N*-aryl indolines from *o*-chlorostyrenes in good yields (Scheme 130).⁵¹⁶ This method is superior to previous cyclizations of 2-(2-chlorophenyl)ethylamines.



Scheme 129



Scheme 130

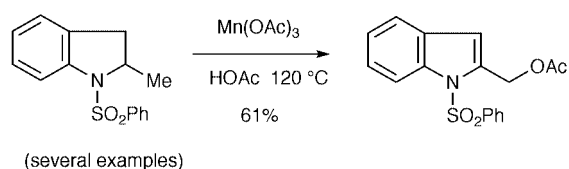
In chemistry similar to the Bailey–Liebeskind indole synthesis (Section 3.9), Barluenga and co-workers have found that the treatment of *N*-(2-bromoallyl)-*N*-methyl-2-fluoroaniline with *tert*-butyllithium gives 1,3-dimethyl-4-lithioindole by intramolecular aryne cyclization. Quenching this intermediate with suitable electrophiles affords the 4-functionalized indoles.⁵¹⁷

12 Miscellaneous indole syntheses

12.1 Oxidation of indolines

Although indolines (2,3-dihydroindoles) are an obvious vehicle for the synthesis of indoles, there has never been an efficient, general method for this oxidation reaction. However, a few new methods to address this problem have been described in recent years.

The use of catalytic tetra-*n*-propylammonium perruthenate in the presence of *N*-methylmorpholine *N*-oxide is reported by Goti and Romani to oxidize indoline to indole in 73% yield.⁵¹⁸ The generality of this conversion remains to be seen. Carter and Van Vranken have observed the photooxidation of 2-indol-2-ylindolines to 2,2'-biindolyls,⁵¹⁹ and Giethlen and Schaus have investigated the mechanism of the oxidation of indolines with potassium nitrosodisulfonate (Frémy's salt) to furnish either indoles or 5-hydroxyindoles.⁵²⁰ It was determined by isolation that an intermediate iminoquinone forms in this reaction. Ketcha *et al.* have utilized Mn(III) in the oxidation of 2-methyl-1-(phenylsulfonyl)indolines to the corresponding 2-acetoxy-methylindoles (Scheme 131).⁵²¹



Scheme 131

12.2 From oxindoles, isatins and indoxyls

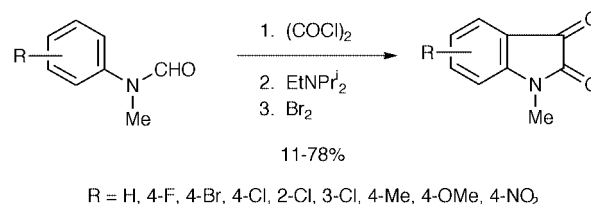
Since we have included in this review the synthesis of oxindoles, isatins, and indoxyls, it seems appropriate to cite newer methods and applications for the conversion of these compounds to indoles.

Williams and co-workers have employed the combination of NaBH₄ and BF₃·OEt₂ to reduce an oxindole to an indole in their synthesis of (+)-paraherquamide B.²⁰⁶ Other reduction methods were unsuccessful. Black and Rezaie have coupled oxindoles with benzofurans using triflic anhydride to give 2-indolylbenzofurans,⁵²² and Beccalli and Marchesini have synthesized 3-acyl-2-vinylindoles from chloroalkylidene oxindoles

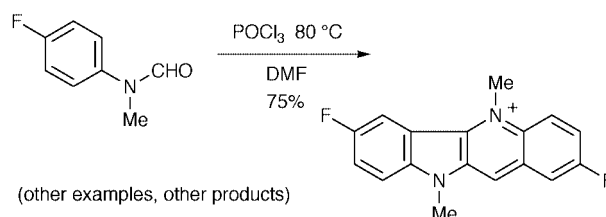
using a Stille reaction on the corresponding indolyl-2-triflates.⁵²³ The chloroalkylidene oxindoles can also be easily transformed into 3-alkynylindoles.⁵²⁴ The reduction of *N*-acyl-isatins to *N*-alkylindoles proceeds excellently with diborane,⁵²⁵ and isatins are converted into oxindoles with hydrazine.⁵²⁶ Merlic and co-workers have effected a Friedlander quinoline synthesis on an *N*-acylindoxyl to afford a quindoline, which was used to prepare the RNA-binding fluorochrome Fluoro Nissl Green.⁵²⁷ As mentioned earlier (Section 2.6), Sakamoto and co-workers have used a tandem Wittig–Cope reaction sequence on 2-allylindoxyls to prepare 3-substituted indoles (Scheme 18).¹⁰² Earlier work showed that Wittig reactions of indoxyls that cannot undergo a Cope reaction afford 3-substituted indoles.⁵²⁸

12.3 Miscellaneous

The thermolysis (900 °C) of *N*-(2-acetoxyethyl)acetanilide yields many products including some indole,⁵²⁹ and flash vacuum pyrolysis of 1-phenyl-4-methoxycarbonyl-1,2,3-triazole affords a small amount of 3-methoxycarbonylindole via an imino carbene intermediate.⁵³⁰ Treatment of *N*-(methyl)-anthranilic acids with the Vilsmeier reagent (POCl₃–DMF) leads to 3-chloroindole-2-carbaldehydes.⁵³¹ Meth-Cohn has uncovered interesting chemistry when Vilsmeier reagents are generated under basic conditions.^{532–534} Thus, exposure of formanilides sequentially to oxalyl chloride, Hünig's base, and bromine affords, after hydrolysis, the corresponding isatin (Scheme 132).^{532–534} Under slightly different conditions, *N*-alkylformanilides and POCl₃ yield the indolo[3,2-*b*]quinolines (Scheme 133).⁵³⁴

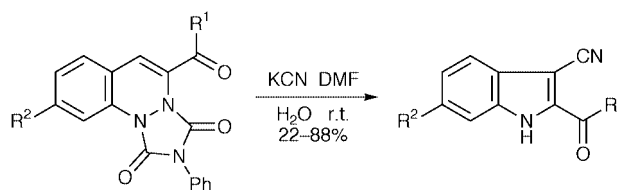


Scheme 132



Scheme 133

An unusual cyanide-induced skeletal rearrangement of 3-acyl- and 3-ethoxycarbonyl-1,2-dihydrocinnoline-1,2-dicarboximides leads to 2-acyl- and 2-ethoxycarbonyl-3-cyanoindoles (Scheme 134),⁵³⁵ a reaction based on similar rearrangements discovered earlier.^{536–538}

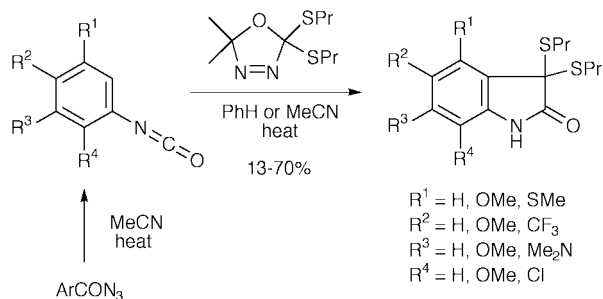


R¹ = Me, Ph, CH=CHPh, 2-furyl, Prⁱ, OEt; R² = H, OMe

Scheme 134

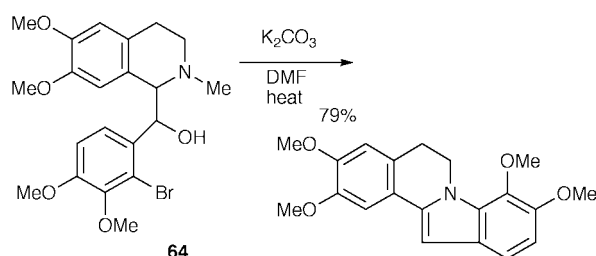
Ciufolini *et al.* have used the cyclization of 2-amino-2,3-dihydrobenzoquinone monoketals to obtain fused indolines after appropriate manipulation.⁵³⁹ Studies by Paz and Hopkins

on the antitumor antibiotic agents FR66979, FR900482, and FK973, which are DNA crosslinkers similar to mitomycin C, indicate that cyclization to an indole is likely involved in the mode of action of these compounds.⁵⁴⁰ Rigby and co-workers have developed several variations of the reaction between vinyl isocyanates and isocyanides or nucleophilic carbenes to afford functionalized oxindoles or isatins. Thus, these workers have prepared simple hydroxindoles,^{541–543} oxindoles (Scheme 135),⁵⁴⁴ hydroisatins,^{545–546} and the alkaloid degradation product (±)- α -lycorane.⁵⁴⁷



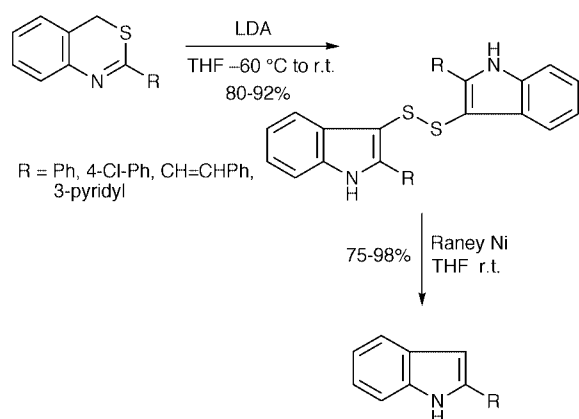
Scheme 135

An unusually facile cyclization of tetrahydroisoquinoline **64** leads to the indolo[2,1-*a*]isoquinoline ring system (Scheme 136).⁵⁴⁸ Several examples of this reaction were reported.



Scheme 136

The reaction of diarylnitrones with trimethylsilylketene affords oxindoles,⁵⁴⁹ and 1,4-naphthoquinone reacts with aza-*ortho*-xylylenes, which were generated from benzosultams, to give naphthoquinone spiroindolines.⁵⁵⁰ Base-induced dimerization of 4*H*-3,1-benzothiazines gives 2-substituted indoles after reduction of the intermediate diindolyl disulfides (Scheme 137).⁵⁵¹



Scheme 137

13 Acknowledgements

The author wishes to thank Professor Phil Crews and his colleagues and students at the University of California, Santa Cruz, for their hospitality during a sabbatical leave in 1999–2000 when this article was written. This paper is dedicated to the memory of Dr Pierre D. Lord, 1936–1999, fellow graduate student, indole chemist and friend.

14 References

- G. W. Gribble, *Contemp. Org. Synth.*, 1994, 145.
- The reader is also referred to these other reviews (a) U. Pindur and R. Adam, *J. Heterocycl. Chem.*, 1988, **25**, 1; (b) C. J. Moody, *Synlett*, 1994, 681; (c) R. J. Sundberg, *Indoles*, Academic Press, San Diego, CA, 1996; (d) T. L. Gilchrist, *J. Chem. Soc., Perkin Trans. 1*, 1999, 2848.
- B. Robinson, *The Fischer Indole Synthesis*, Wiley-Interscience, New York, 1982.
- D. L. Hughes, *Org. Prep. Proced. Int.*, 1993, **25**, 607.
- V. Sridar, *Indian J. Chem., Sect. B*, 1996, **35**, 737.
- V. Sridar, *Indian J. Chem., Sect. B*, 1997, **36**, 86.
- J. An, L. Bagnell, T. Cablewski, C. R. Strauss and R. W. Trainor, *J. Org. Chem.*, 1997, **62**, 2505.
- T. Lipinska, E. Guibé-Jampel, A. Petit and A. Loupy, *Synth. Commun.*, 1999, **29**, 1349.
- G. Penieres, R. Miranda, J. Garcia, J. Aceves and F. Delgado, *Heterocycl. Commun.*, 1996, **2**, 401.
- M. S. Rigutto, H. J. A. de Vries, S. R. Magill, A. J. Hoefnagel and H. van Bakkum, *Stud. Surf. Sci. Catal.*, 1993, **78**, 661.
- P. J. Kunkeler, M. S. Rigutto, R. S. Downing, H. J. A. de Vries and H. van Bakkum, *Stud. Surf. Sci. Catal.*, 1997, **105B**, 1269.
- Y. Cheng and K. T. Chapman, *Tetrahedron Lett.*, 1997, **38**, 1497.
- S. M. Hutchins and K. T. Chapman, *Tetrahedron Lett.*, 1996, **37**, 4869.
- R. M. Kim, M. Manna, S. M. Hutchins, P. R. Griffin, N. A. Yates, A. M. Bernick and K. T. Chapman, *Proc. Natl. Acad. Sci. USA*, 1996, **93**, 10012.
- O. Miyata, Y. Kimura, K. Muroya, H. Hiramoto and T. Naito, *Tetrahedron Lett.*, 1999, **40**, 3601.
- K. Maruoka, M. Oishi and H. Yamamoto, *J. Org. Chem.*, 1993, **58**, 7638.
- (a) S. Wagaw, B. H. Yang and S. L. Buchwald, *J. Am. Chem. Soc.*, 1998, **120**, 6621; (b) S. Wagaw, B. H. Yang and S. L. Buchwald, *J. Am. Chem. Soc.*, 1999, **121**, 10251.
- K. Yamada and M. Somei, *Heterocycles*, 1998, **48**, 2481.
- R. Liu, P. W. Zhang, T. Gan and J. M. Cook, *J. Org. Chem.*, 1997, **62**, 7447.
- T. Gan, R. Liu, P. Yu, S. Zhao and J. M. Cook, *J. Org. Chem.*, 1997, **62**, 9298.
- Z. P. Zhang, L. M. V. Tillekeratne and R. A. Hudson, *Synthesis*, 1996, 377.
- Z. P. Zhang, L. M. V. Tillekeratne and R. A. Hudson, *Tetrahedron Lett.*, 1998, **39**, 5133.
- Y. Bessard, *Org. Process Res. Dev.*, 1998, **2**, 214.
- M. Jukic, M. Cetina, G. Pavlovic and V. Rapic, *Struct. Chem.*, 1999, **10**, 85.
- J. Tholander and J. Bergman, *Tetrahedron*, 1999, **55**, 12577.
- Y. Murakami, T. Watanabe, H. Takahashi, H. Yokoo, Y. Nakazawa, M. Koshimizu, N. Adachi, M. Kurita, T. Yoshino, T. Inagaki, M. Ohishi, M. Watanabe, M. Tani and Y. Yokoyama, *Tetrahedron*, 1998, **54**, 45.
- B. G. Szczepankiewicz and C. H. Heathcock, *Tetrahedron*, 1997, **53**, 8853.
- J. D. White, K. M. Yager and T. Yakura, *J. Am. Chem. Soc.*, 1994, **116**, 1831.
- S. Lajsic, G. Cetkovic, M. Popsavin, V. Popsavin and D. Miljkovic, *Collect. Czech. Chem. Commun.*, 1996, **61**, 298.
- L. Novák, M. Hanania, P. Kovács, J. Rohály, P. Kolonits and C. Szántay, *Heterocycles*, 1997, **45**, 2331.
- C. Chen, C. H. Senanoyake, T. J. Bill, R. D. Larsen, T. R. Verhoeven and P. J. Reider, *J. Org. Chem.*, 1994, **59**, 3738.
- L. J. Street, R. Baker, W. B. Davey, A. R. Guiblin, R. A. Jelley, A. J. Reeve, H. Routledge, F. Sternfeld, A. P. Watt, M. S. Beer, D. N. Middlemiss, A. J. Noble, J. A. Stanton, K. Scholey, R. J. Hargreaves, B. Sohal, M. I. Graham and V. G. Matassa, *J. Med. Chem.*, 1995, **38**, 1799.
- G. P. Moloney, G. R. Martin, N. Mathews, H. Hobbs, S. Dodsworth, P. Y. Sang, C. Knight, M. Maxwell and R. C. Glen, *J. Chem. Soc., Perkin Trans. 1*, 1999, 2699.
- G. P. Moloney, G. R. Martin, N. Mathews, H. Hobbs, S. Dodsworth, P. Y. Sang, C. Knight, M. Maxwell and R. C. Glen, *J. Chem. Soc., Perkin Trans. 1*, 1999, 2713.
- Y.-C. Xu, J. M. Schaus, C. Walker, J. Krushinski, N. Adham, J. M. Zgombick, S. X. Liang, D. T. Kohlman and J. E. Audia, *J. Med. Chem.*, 1999, **42**, 526.
- W. Marias and C. W. Holzappel, *Synth. Commun.*, 1998, **28**, 3681.
- G. W. Fischer, *J. Heterocycl. Chem.*, 1995, **32**, 1557.
- B. Pete, I. Bitter, C. Szántay, Jr., I. Schön and L. Töke, *Heterocycles*, 1998, **48**, 1139.

- 39 P. Remuzon, C. Dussy, J. P. Jacquet, M. Soumeillant and D. Bouzard, *Tetrahedron Lett.*, 1995, **36**, 6227.
- 40 I. Hermecz, J. Kőkösi, B. Podányi and G. Szász, *Heterocycles*, 1994, **37**, 903.
- 41 N. M. Przheval'skii, I. V. Magedov and V. N. Drozd, *Chem. Heterocycl. Compd.* NY, 1997, **33**, 1475.
- 42 K. Cucek and B. Vercek, *Synlett*, 1999, 120.
- 43 C. C. Boido, V. Boido, F. Novelli and F. Sparatore, *J. Heterocycl. Chem.*, 1998, **35**, 853.
- 44 J. Gràcia, N. Casamitjana, J. Bonjoch and J. Bosch, *J. Org. Chem.*, 1994, **59**, 3939.
- 45 D. Desmaële and J. d'Angelo, *J. Org. Chem.*, 1994, **59**, 2292.
- 46 J. Bonjoch, J. Catena and N. Valls, *J. Org. Chem.*, 1996, **61**, 7106.
- 47 D. Crich, E. Fredette and W. J. Flosi, *Heterocycles*, 1998, **48**, 545.
- 48 Y. Murakami, H. Yokoo and T. Watanabe, *Heterocycles*, 1998, **49**, 127.
- 49 I. Hermecz, P. Forgó, Z. Böcskei, M. Fehér, J. Kőkösi and G. Szász, *J. Heterocycl. Chem.*, 1996, **33**, 799.
- 50 I. Hermecz, J. Kőkösi, B. Podányi and Z. Liko, *Tetrahedron*, 1996, **52**, 7789.
- 51 G. Lin and A. Zhang, *Tetrahedron Lett.*, 1999, **40**, 341.
- 52 C. H. Nguyen, C. Marchand, S. Delage, J.-S. Sun, T. Garestier, C. Hélène and E. Bisagni, *J. Am. Chem. Soc.*, 1998, **120**, 2501.
- 53 L. Martarello, D. Joseph and G. Kirsch, *J. Chem. Soc., Perkin Trans. 1*, 1995, 2941.
- 54 L. Martarello, D. Joseph and G. Kirsch, *Heterocycles*, 1996, **43**, 367.
- 55 J. A. Hill and J. F. Eaddy, *J. Labelled Compd. Radiopharm.*, 1994, **34**, 697.
- 56 C. Schultz, A. Link, M. Leost, D. W. Zaharevitz, R. Gussio, E. A. Sausville, L. Meijer and C. Kunick, *J. Med. Chem.*, 1999, **42**, 2909.
- 57 H. Schmidhammer, R. Krassnig, E. Greiner, J. Schütz, A. White and I. P. Berzetei-Gurske, *Helv. Chim. Acta*, 1998, **81**, 1064.
- 58 A. Coop, R. B. Rothman, C. Dersch, J. Partilla, F. Porreca, P. Davis, A. E. Jackson and K. C. Rice, *J. Med. Chem.*, 1999, **42**, 1673.
- 59 D. W. Brown, M. F. Mahon, A. Ninan and M. Sainsbury, *J. Chem. Soc., Perkin Trans. 1*, 1997, 2329.
- 60 L.-H. Zhang, W. Meier, E. Wats, T. D. Costello, P. Ma, C. L. Ensinger, J. M. Rodgers, I. C. Jacobson and P. Rajagopalan, *Tetrahedron Lett.*, 1995, **36**, 8387.
- 61 D. W. Brown, M. F. Mahon, A. Ninan and M. Sainsbury, *J. Chem. Soc., Perkin Trans. 1*, 1997, 1699.
- 62 J. R. Lever and S. M. Johnson, *J. Labelled Compd. Radiopharm.*, 1997, **39**, 115.
- 63 L. Rao and A. K. Mukerjee, *Indian J. Chem., Sect. B*, 1994, **33**, 166.
- 64 H. Royer, D. Joseph, D. Prim and G. Kirsch, *Synth. Commun.*, 1998, **28**, 1239.
- 65 M. Inouye, K. Akamatsu and H. Nakazumi, *J. Am. Chem. Soc.*, 1997, **119**, 9160.
- 66 F. Fernández, X. García-Mera, G. Rodríguez and A. Urrutia, *Chem. Pharm. Bull.*, 1999, **47**, 1006.
- 67 P. E. Maligrès, I. Houpis, K. Rossen, A. Molina, J. Sager, V. Upadhyay, K. M. Wells, R. A. Reamer, J. E. Lynch, D. Askin, R. P. Volante and P. J. Reider, *Tetrahedron*, 1997, **53**, 10983.
- 68 N. G. Anderson, T. D. Ary, J. L. Berg, P. J. Bernot, Y. Y. Chan, C.-K. Chen, M. L. Davies, J. D. DiMarco, R. D. Dennis, R. P. Deshpande, H. D. Do, R. Droghini, W. A. Early, J. Z. Gougoutas, J. A. Grosso, J. C. Harris, O. W. Haas, P. A. Jass, D. H. Kim, G. A. Kodersha, A. S. Kotnis, J. LaJeunesse, D. A. Lust, G. D. Madding, S. P. Modi, J. L. Moniot, A. Nguyen, V. Palaniswamy, D. W. Phillipson, J. H. Simpson, D. Thoraval, D. A. Thurston, K. Tse and R. E. Polomski, *Org. Process Res. Dev.*, 1997, **1**, 300.
- 69 E. C. Taylor and B. Hu, *Heterocycles*, 1996, **43**, 323.
- 70 A. Gangjee and L. Chen, *J. Heterocycl. Chem.*, 1999, **36**, 441.
- 71 Y. Miki, K. Matsushita, H. Hibino and H. Shirokoshi, *Heterocycles*, 1999, **51**, 1585.
- 72 S. Caron and E. Vazquez, *Synthesis*, 1999, 588.
- 73 A. Molina, J. J. Vaquero, J. L. Garcia-Navio, J. Alvarez-Builla, B. de Pascual-Teresa, F. Gago, M. M. Rodrigo and M. Ballesteros, *J. Org. Chem.*, 1996, **61**, 5587.
- 74 D. L. Hughes, *J. Phys. Org. Chem.*, 1994, **7**, 625.
- 75 J. Kereselidze and N. Raevski, *Soobshch. Akad. Nauk. Gruz.*, 1996, **153**, 380; *Chem. Abstr.*, 1998, **128**, 243632.
- 76 J. Kereselidze and K. Raevski, *Izv. Akad. Nauk Gruz., Ser. Khim.*, 1996, **22**, 170; *Chem. Abstr.*, 1999, **130**, 281694.
- 77 Y. Murakami, T. Watanabe, T. Hagiwara, Y. Akiyama and H. Ishii, *Chem. Pharm. Bull.*, 1995, **43**, 1281.
- 78 Y. Murakami, T. Watanabe, T. Otsuka, T. Iwata, Y. Yamada and Y. Yokoyama, *Chem. Pharm. Bull.*, 1995, **43**, 1287.
- 79 Y. Murakami, H. Yokoo, Y. Yokoyama and T. Watanabe, *Chem. Pharm. Bull.*, 1999, **47**, 791.
- 80 H. Fujii, A. Mizusuna, R. Tanimura and H. Nagase, *Heterocycles*, 1997, **45**, 2109.
- 81 K. Bast, T. Durst, R. Huisgen, K. Lindner and R. Temme, *Tetrahedron*, 1998, **54**, 3745.
- 82 K. Bast, T. Durst, H. Huber, R. Huisgen, K. Lindner, D. S. Stephenson and R. Temme, *Tetrahedron*, 1998, **54**, 8451.
- 83 P. G. Gassman, T. J. van Bergen, D. P. Gilbert and B. W. Cue, Jr., *J. Am. Chem. Soc.*, 1974, **96**, 5495.
- 84 P. G. Gassman and T. J. van Bergen, *J. Am. Chem. Soc.*, 1974, **96**, 5508.
- 85 P. G. Gassman, G. Gruetzmacher and T. J. van Bergen, *J. Am. Chem. Soc.*, 1974, **96**, 5512.
- 86 P. G. Gassman, G. Gruetzmacher and T. J. van Bergen, *J. Am. Chem. Soc.*, 1973, **95**, 6508.
- 87 B. M. Savall and W. W. McWhorter, *J. Org. Chem.*, 1996, **61**, 8696.
- 88 S. W. Wright, L. D. McClure and D. L. Hageman, *Tetrahedron Lett.*, 1996, **37**, 4631.
- 89 G. Bartoli, M. Bosco, R. Dalpozzo, G. Palmieri and E. Marcantoni, *J. Chem. Soc., Perkin Trans. 1*, 1991, 2757.
- 90 M. Bosco, R. Dalpozzo, G. Bartoli, G. Palmieri and M. Petrini, *J. Chem. Soc., Perkin Trans. 2*, 1991, 657.
- 91 P. Wiedenau, B. Monse and S. Blechert, *Tetrahedron*, 1995, **51**, 1167.
- 92 D. C. Harrowven, D. Lai and M. C. Lucas, *Synthesis*, 1999, 1300.
- 93 B. S. Thyagarajan, J. B. Hillard, K. V. Reddy and K. C. Majumdar, *Tetrahedron Lett.*, 1974, 1999.
- 94 J. Hillard, K. V. Reddy, K. C. Majumdar and B. S. Thyagarajan, *J. Heterocycl. Chem.*, 1974, **11**, 369.
- 95 B. S. Thyagarajan and K. C. Majumdar, *J. Heterocycl. Chem.*, 1975, **12**, 43.
- 96 K. C. Majumdar, G. H. Jana and U. Das, *Chem. Commun.*, 1996, 517.
- 97 K. C. Majumdar, G. H. Jana and U. Das, *J. Chem. Soc., Perkin Trans. 1*, 1997, 1229.
- 98 K. C. Majumdar and S. K. Ghosh, *J. Chem. Soc., Perkin Trans. 1*, 1994, 2889.
- 99 T. Balasubramanian and K. K. Balasubramanian, *J. Chem. Soc., Chem. Commun.*, 1994, 1237.
- 100 J.-B. Baudin and S. A. Julia, *Tetrahedron Lett.*, 1986, **27**, 837.
- 101 J.-B. Baudin, M.-G. Comménil, S. A. Julia, R. Lorne and L. Mauclair, *Bull. Soc. Chim. Fr.*, 1996, **133**, 329.
- 102 T. Kawasaki, K. Watanabe, K. Masuda and M. Sakamoto, *J. Chem. Soc., Chem. Commun.*, 1995, 381.
- 103 W. J. Houlihan, V. A. Parrino and Y. Uike, *J. Org. Chem.*, 1981, **46**, 4511.
- 104 K. Miyashita, K. Tsuchiya, K. Kondoh, H. Miyabe and T. Imanishi, *Heterocycles*, 1996, **42**, 513.
- 105 K. Miyashita, K. Kondoh, K. Tsuchiya, H. Miyabe and T. Imanishi, *J. Chem. Soc., Perkin Trans. 1*, 1996, 1261.
- 106 I. Hughes, *Tetrahedron Lett.*, 1996, **37**, 7595.
- 107 D. Hands, B. Bishop, M. Cameron, J. S. Edwards, I. F. Cottrell and S. H. B. Wright, *Synthesis*, 1996, 877.
- 108 R. D. Clark, J. M. Muchowski, M. Souchet and D. B. Repke, *Synlett*, 1990, 207.
- 109 R. E. Mewshaw, K. L. Marquis, X. Shi, G. McGaughey, G. Stack, M. B. Webb, M. Abou-Gharbia, T. Wasik, R. Scerni, T. Spangler, J. A. Brennan, H. Mazandarani, J. Coupet and T. H. Andree, *Tetrahedron*, 1998, **54**, 7081.
- 110 M. Takahashi and D. Suga, *Synthesis*, 1998, 986.
- 111 G. Kim and G. Keum, *Heterocycles*, 1997, **45**, 1979.
- 112 A. S. Kiselyov, *Tetrahedron Lett.*, 1999, **40**, 4119.
- 113 P. A. Wender and A. W. White, *Tetrahedron*, 1983, **39**, 3767.
- 114 P. Hewawasam and N. A. Meanwell, *Tetrahedron Lett.*, 1994, **35**, 7303.
- 115 K. Smith, G. A. El-Hiti and A. C. Hawes, *Synlett*, 1999, 945.
- 116 K. Smith, G. A. El-Hiti, G. J. Pritchard and A. Hamilton, *J. Chem. Soc., Perkin Trans. 1*, 1999, 2299.
- 117 K. Smith, G. A. El-Hiti and A. P. Shukla, *J. Chem. Soc., Perkin Trans. 1*, 1999, 2305.
- 118 A. B. Smith, III, M. Visnick, J. N. Haseltine and P. A. Sprengeler, *Tetrahedron*, 1986, **42**, 2957.
- 119 K. E. Henegar and D. A. Hunt, *Heterocycles*, 1996, **43**, 1471.
- 120 M. Kihara, Y. Iwai and Y. Nagao, *Heterocycles*, 1995, **41**, 2279.
- 121 M. Kinugawa, H. Arai, H. Nishikawa, A. Sakaguchi, T. Ogasa, S. Tomioka and M. Kasai, *J. Chem. Soc., Perkin Trans. 1*, 1995, 2677.
- 122 M. S. Mayadeo and S. A. Gandhi, *J. Indian Chem. Soc.*, 1994, **71**, 281.
- 123 J. M. Pawlak, V. V. Khau, D. R. Hutchison and M. J. Martinelli, *J. Org. Chem.*, 1996, **61**, 9055.
- 124 T. A. Engler, K. O. Lynch, Jr., W. Chai and S. P. Meduna, *Tetrahedron Lett.*, 1995, **36**, 2713.

- 125 T. A. Engler, W. Chai and K. O. Lynch, Jr., *Tetrahedron Lett.*, 1995, **36**, 7003.
- 126 T. A. Engler, S. P. Meduna, K. O. LaTessa and W. Chai, *J. Org. Chem.*, 1996, **61**, 8598.
- 127 T. A. Engler, W. Chai and K. O. LaTessa, *J. Org. Chem.*, 1996, **61**, 9297.
- 128 T. A. Engler and J. Wanner, *Tetrahedron Lett.*, 1997, **38**, 6135.
- 129 H. Tohma, H. Watanabe, S. Takizawa, T. Maegawa and Y. Kita, *Heterocycles*, 1999, **51**, 1785.
- 130 W. F. Bailey and X.-L. Jiang, *J. Org. Chem.*, 1996, **61**, 2596.
- 131 D. Zhang and L. S. Liebeskind, *J. Org. Chem.*, 1996, **61**, 2594.
- 132 S. Lemaire-Audoire, M. Savignac, J. P. Genet and J.-M. Bernard, *Tetrahedron Lett.*, 1995, **36**, 1267.
- 133 T. S. Yokum, P. K. Tungaturthi and M. L. McLaughlin, *Tetrahedron Lett.*, 1997, **38**, 5111.
- 134 W. F. Bailey and M. W. Carson, *Tetrahedron Lett.*, 1997, **38**, 1329.
- 135 S. W. Wright, R. L. Dow, L. D. McClure and D. L. Hageman, *Tetrahedron Lett.*, 1996, **37**, 6965.
- 136 Y. Ito, K. Kobayashi and T. Saegusa, *J. Am. Chem. Soc.*, 1977, **99**, 3532.
- 137 Y. Ito, K. Kobayashi, N. Seko and T. Saegusa, *Bull. Chem. Soc. Jpn.*, 1984, **57**, 73.
- 138 M. Makosza, J. Stalewski, K. Wojciechowski and W. Danikiewicz, *Tetrahedron*, 1997, **53**, 193.
- 139 M. Makosza, *Synthesis*, 1991, 103.
- 140 M. Makosza and K. Wojciechowski, *Liebigs Ann./Recl.*, 1997, 1805.
- 141 M. V. Basaveswara Rao, U. K. Syam Kumar, H. Ila and H. Junjappa, *Tetrahedron*, 1999, **55**, 11563.
- 142 R. Filler, W. Chen and S. M. Woods, *J. Fluorine Chem.*, 1995, **73**, 95.
- 143 J. Ichikawa, Y. Wada, T. Okauchi and T. Minami, *Chem. Commun.*, 1997, 1537.
- 144 J. K. Sutherland, *Chem. Commun.*, 1997, 325.
- 145 P. Dalla Croce, R. Ferraccioli and C. La Rosa, *Heterocycles*, 1996, **43**, 2397.
- 146 A. Arcadi and E. Rossi, *Synlett*, 1997, 667.
- 147 S. H. Kim and P. L. Fuchs, *Tetrahedron Lett.*, 1996, **37**, 2545.
- 148 T. Besson, G. Guillaumet, C. Lamazzi, C. W. Rees and V. Thiéry, *J. Chem. Soc., Perkin Trans. 1*, 1998, 4057.
- 149 P. Langer and M. Döring, *Synlett*, 1998, 396.
- 150 C. J. Moody and E. Swann, *Synlett*, 1998, 135.
- 151 T.-M. Ly, N. M. Laso and S. Z. Zard, *Tetrahedron*, 1998, **54**, 4889.
- 152 C. W. Holzappel and C. Dwyer, *Heterocycles*, 1998, **48**, 1513.
- 153 K. Jesudoss and P. C. Srinivasan, *Synth. Commun.*, 1994, **24**, 1701.
- 154 Y. Nishiyama, R. Maema, K. Ohno, M. Hirose and N. Sonoda, *Tetrahedron Lett.*, 1999, **40**, 5717.
- 155 P. Molina, J. Alcántara and C. López-Leonardo, *Tetrahedron Lett.*, 1995, **36**, 953.
- 156 P. Molina, J. Alcántara and C. López-Leonardo, *Tetrahedron*, 1996, **52**, 5833.
- 157 P. M. Fresneda, P. Molina and S. Delgado, *Tetrahedron Lett.*, 1999, **40**, 7275.
- 158 G. Timári, T. Soós and G. Hajós, *Synlett*, 1997, 1067.
- 159 S. Murata, H. Tsuji and H. Tomioka, *Bull. Chem. Soc. Jpn.*, 1994, **67**, 895.
- 160 I. A. Bhatti, R. E. Busby, M. bin Mohamed, J. Parrick and C. J. G. Shaw, *J. Chem. Soc., Perkin Trans. 1*, 1997, 3581.
- 161 E. T. Pelkey and G. W. Gribble, *Tetrahedron Lett.*, 1997, **38**, 5603.
- 162 A. S. Kiselyov, K. Van Aken, Y. Gulevich and L. Strekowski, *J. Heterocycl. Chem.*, 1994, **31**, 1299.
- 163 Y. Murakami, T. Watanabe, H. Suzuki, N. Kotake, T. Takahashi, K. Toyonari, M. Ohno, K. Takase, T. Suzuki and K. Kondo, *Chem. Pharm. Bull.*, 1997, **45**, 1739.
- 164 P. Magnus and T. E. Mansley, *Tetrahedron Lett.*, 1999, **40**, 6909.
- 165 S. S. Samanta, S. C. Ghosh and A. De, *J. Chem. Soc., Perkin Trans. 1*, 1997, 3673.
- 166 M. Terceel, M. A. Gieseg, W. A. Denny and W. R. Wilson, *J. Org. Chem.*, 1999, **64**, 5946.
- 167 P. Molina and J. Alcántara and C. López-Leonardo, *Tetrahedron*, 1997, **53**, 3281.
- 168 E. Arzel, P. Rocca, F. Marsais, A. Godard and G. Quéguiner, *J. Heterocycl. Chem.*, 1997, **34**, 1205.
- 169 M. Iwao, *Heterocycles*, 1994, **38**, 45.
- 170 T. Fukuyama and X. Chen, *J. Am. Chem. Soc.*, 1994, **116**, 3125.
- 171 P. Magnus and I. S. Mitchell, *Tetrahedron Lett.*, 1998, **39**, 4595.
- 172 K. S. Feldman, M. M. Bruendl and K. Schildknecht, *J. Org. Chem.*, 1995, **60**, 7722.
- 173 K. S. Feldman, M. M. Bruendl, K. Schildknecht and A. C. Bohnstedt, *J. Org. Chem.*, 1996, **61**, 5440.
- 174 F. E. Ziegler and M. Y. Berlin, *Tetrahedron Lett.*, 1998, **39**, 2455.
- 175 T. Kakigami, T. Usui, K. Tsukamoto and T. Kataoka, *Chem. Pharm. Bull.*, 1998, **46**, 42.
- 176 E. Arai, H. Tokuyama, M. S. Linsell and T. Fukuyama, *Tetrahedron Lett.*, 1998, **39**, 71.
- 177 H. Sakagami and K. Ogasawara, *Heterocycles*, 1999, **51**, 1131.
- 178 A. Chilin, P. Rodighiero and A. Guiotto, *Synthesis*, 1998, 309.
- 179 T. Ishikawa, T. Saito, S. Noguchi, H. Ishii, S. Ito and T. Hata, *Tetrahedron Lett.*, 1995, **36**, 2795.
- 180 T. Ishikawa, T. Saito and H. Ishii, *Tetrahedron*, 1995, **51**, 8447.
- 181 T. A. Kshirsagar and L. H. Hurley, *J. Org. Chem.*, 1998, **63**, 5722.
- 182 T. A. Kshirsagar and L. H. Hurley, *Heterocycles*, 1999, **51**, 185.
- 183 A. G. Wee and B. Liu, *Tetrahedron*, 1994, **50**, 609.
- 184 K. Smith and D. Bahzad, *J. Chem. Soc., Perkin Trans. 1*, 1996, 2793.
- 185 S. J. Garden, J. C. Torres, A. A. Ferreira, R. B. Silva and A. C. Pinto, *Tetrahedron Lett.*, 1997, **38**, 1501.
- 186 H. Ishibashi, M. Higuchi, H. Masuko, K. Kodama and M. Ikeda, *Heterocycles*, 1997, **46**, 37.
- 187 A. Padwa, R. Hennig, C. O. Kappe and T. S. Reger, *J. Org. Chem.*, 1998, **63**, 1144.
- 188 A. Padwa and J. T. Kuethe, *J. Org. Chem.*, 1998, **63**, 4256.
- 189 For a review of the Pummerer reaction to construct complex carbocycles and heterocycles, see A. Padwa and D. E. Gunn, Jr., *Synthesis*, 1997, 1353.
- 190 For a review of his work in this area, see A. Padwa, *Chem. Commun.*, 1998, 1417.
- 191 F. He, Y. Bo, J. D. Altom and E. J. Corey, *J. Am. Chem. Soc.*, 1999, **121**, 6771.
- 192 A. K. Sinhababu and R. T. Borchardt, *J. Org. Chem.*, 1983, **48**, 3347.
- 193 Y. Fukuyama, C. Iwatsuki, M. Kodama, M. Ochi, K. Kataoka and K. Shibata, *Tetrahedron*, 1998, **54**, 10007.
- 194 L.-M. Yang, C.-F. Chen and K.-H. Lee, *Bioorg. Med. Chem. Lett.*, 1995, **5**, 465.
- 195 L. Novellino, M. d'Ischia and G. Protta, *Synthesis*, 1999, 793.
- 196 C. Shin, Y. Yamada, K. Hayashi, Y. Yonezawa, K. Umemura, T. Tanji and J. Yoshimura, *Heterocycles*, 1996, **43**, 891.
- 197 M. Taga, H. Ohtsuka, I. Inoue, T. Kawaguchi, S. Nomura, K. Yamada, T. Date, H. Hiramatsu and Y. Sato, *Heterocycles*, 1996, **42**, 251.
- 198 H. Stephensen and F. Zaragoza, *Tetrahedron Lett.*, 1999, **40**, 5799.
- 199 G. A. Kraus and N. Selvakumar, *Synlett*, 1998, 845.
- 200 D. Roberts, M. Alvarez and J. A. Joule, *Tetrahedron Lett.*, 1996, **37**, 1509.
- 201 M. Alvarez, M. A. Bros and J. A. Joule, *Tetrahedron Lett.*, 1998, **39**, 679.
- 202 M. Alvarez, M. A. Bros, G. Gras, W. Ajana and J. A. Joule, *Eur. J. Org. Chem.*, 1999, 1173.
- 203 B. Quiclet-Sire, I. Thévenot and S. Z. Zard, *Tetrahedron Lett.*, 1995, **36**, 9469.
- 204 S. A. Kozmin and V. H. Rawal, *J. Am. Chem. Soc.*, 1998, **120**, 13523.
- 205 T. Iwama, V. B. Birman, S. A. Kozmin and V. H. Rawal, *Org. Lett.*, 1999, **1**, 673.
- 206 T. D. Cushing, J. F. Sanz-Cervera and R. M. Williams, *J. Am. Chem. Soc.*, 1996, **118**, 557.
- 207 E. A. Kraynack, J. E. Dalgard and F. C. A. Gaeta, *Tetrahedron Lett.*, 1998, **39**, 7679.
- 208 M. Ochi, K. Kataoka, S. Ariki, C. Iwatsuki, M. Kodama and Y. Fukuyama, *J. Nat. Prod.*, 1998, **61**, 1043.
- 209 H. D. H. Showalter, L. Sun, A. D. Sercel, R. T. Winters, W. A. Denny and B. D. Palmer, *J. Org. Chem.*, 1996, **61**, 1155.
- 210 D. R. Witty, G. Walker, J. H. Bateson, P. J. O'Hanlon, D. S. Eggleston and R. C. Haltiwanger, *Tetrahedron Lett.*, 1996, **37**, 3067.
- 211 M. Brenner, G. Mayer, A. Terpin and W. Steglich, *Chem. Eur. J.*, 1997, **3**, 70.
- 212 G. M. Carrera, Jr. and G. S. Sheppard, *Synlett*, 1994, 93.
- 213 C. I. Clark, J. M. White, D. P. Kelly, R. F. Martin and P. Lobachevsky, *Aust. J. Chem.*, 1998, **51**, 243.
- 214 M. Prashad, L. L. Vecchia, K. Prasad and O. Repic, *Synth. Commun.*, 1995, **25**, 95.
- 215 J. W. Coe, M. G. Vetelino and M. J. Bradlee, *Tetrahedron Lett.*, 1996, **37**, 6045.
- 216 Z. Wróbel and M. Makosza, *Tetrahedron*, 1997, **53**, 5501.
- 217 M. Makosza and J. Stalewski, *Tetrahedron*, 1995, **51**, 7263.
- 218 M. Makosza, J. Stalewski and O. S. Maslennikova, *Synthesis*, 1997, 1131.
- 219 N. Moskalev and M. Makosza, *Tetrahedron Lett.*, 1999, **40**, 5395.
- 220 S. C. Shim, Y. Z. Youn, D. Y. Lee, T. J. Kim, C. S. Cho, S. Uemura and Y. Watanabe, *Synth. Commun.*, 1996, **26**, 1349.

- 221 D. Y. Lee, C. S. Cho, J. H. Kim, Y. Z. Youn, S. C. Shim and H. Song, *Bull. Korean Chem. Soc.*, 1996, **17**, 1132.
- 222 C. S. Cho, H. K. Lim, S. C. Shim, T. J. Kim and H.-J. Choi, *Chem. Commun.*, 1998, 995.
- 223 T. Seto and M. Imanari, *Bull. Chem. Soc. Jpn.*, 1994, **67**, 3139.
- 224 T. Seto, K. Kujira, H. Iwane and M. Imanari, *Bull. Chem. Soc. Jpn.*, 1995, **68**, 3665.
- 225 J. Afxantidis, N. Bouchry and J.-P. Aune, *J. Mol. Catal. A: Chem.*, 1995, **102**, 49.
- 226 Y. Aoyagi, T. Mizusaki and A. Ohta, *Tetrahedron Lett.*, 1996, **37**, 9203.
- 227 B. A. Frontana-Urbe, C. Moinet and L. Toupet, *Eur. J. Org. Chem.*, 1999, 419.
- 228 H.-J. Knölker and T. Hopfmann, *Synlett*, 1995, 981.
- 229 H.-J. Knölker and W. Fröhner, *Synlett*, 1997, 1108.
- 230 H.-J. Knölker and G. Schlechtingen, *J. Chem. Soc., Perkin Trans. 1*, 1997, 349.
- 231 H.-J. Knölker and W. Fröhner, *Tetrahedron Lett.*, 1997, **38**, 4051.
- 232 H.-J. Knölker and W. Fröhner, *Tetrahedron Lett.*, 1999, **40**, 6915.
- 233 H.-J. Knölker and W. Fröhner, *Tetrahedron Lett.*, 1997, **38**, 1535.
- 234 H.-J. Knölker, W. Fröhner and A. Wagner, *Tetrahedron Lett.*, 1998, **39**, 2947.
- 235 H.-J. Knölker and W. Fröhner, *Tetrahedron Lett.*, 1998, **39**, 2537.
- 236 H.-J. Knölker, E. Baum and T. Hopfmann, *Tetrahedron Lett.*, 1995, **36**, 5339.
- 237 H.-J. Knölker, E. Baum and T. Hopfmann, *Tetrahedron*, 1999, **55**, 10391.
- 238 H.-J. Knölker, G. Baum and J.-B. Pannek, *Tetrahedron*, 1996, **52**, 7345.
- 239 H.-J. Knölker and K. R. Reddy, *Tetrahedron Lett.*, 1998, **39**, 4007.
- 240 H.-J. Knölker and W. Fröhner, *Tetrahedron Lett.*, 1996, **37**, 9183.
- 241 H.-J. Knölker, A.-A. El-Ahl and G. Weingärtner, *Synlett*, 1994, 194.
- 242 A. McKillop, G. R. Stephenson and M. Tinkl, *Synlett*, 1995, 669.
- 243 D. L. Boger, *Isr. J. Chem.*, 1997, **37**, 119.
- 244 D. L. Boger, C. W. Boyce, R. M. Garbaccio and J. A. Goldberg, *Chem. Rev.*, 1997, **97**, 787.
- 245 D. L. Boger and J. A. McKie, *J. Org. Chem.*, 1995, **60**, 1271.
- 246 D. L. Boger, R. M. Garbaccio and Q. Jin, *J. Org. Chem.*, 1997, **62**, 8875.
- 247 D. L. Boger, C. W. Boyce, R. M. Garbaccio and M. Searcey, *Tetrahedron Lett.*, 1998, **39**, 2227.
- 248 V. F. Patel, S. L. Andis, J. K. Enkema, D. A. Johnson, J. H. Kennedy, F. Mohamadi, R. M. Schultz, D. J. Soose and M. M. Spees, *J. Org. Chem.*, 1997, **62**, 8868.
- 249 K. Jones, J. Wilkinson and R. Ewin, *Tetrahedron Lett.*, 1994, **35**, 7673.
- 250 K. Jones, T. C. T. Ho and J. Wilkinson, *Tetrahedron Lett.*, 1995, **36**, 6743.
- 251 T. C. T. Ho and K. Jones, *Tetrahedron*, 1997, **53**, 8287.
- 252 J. Cossy, M. Cases and D. Gomez Pardo, *Tetrahedron Lett.*, 1998, **39**, 2331.
- 253 D. P. Curran, H. Yu and H. Liu, *Tetrahedron*, 1994, **50**, 7343.
- 254 D. P. Curran, S. Hadida, S.-Y. Kim and Z. Luo, *J. Am. Chem. Soc.*, 1999, **121**, 6607.
- 255 K. Olofsson, S.-Y. Kim, M. Larhed, D. P. Curran and A. Hallberg, *J. Org. Chem.*, 1999, **64**, 4539.
- 256 A.-C. Callier-Dublanche, B. Quiclet-Sire and S. Z. Zard, *Tetrahedron Lett.*, 1995, **36**, 8791.
- 257 R. Sulsky, J. Z. Gougoutas, J. Di Marco and S. A. Biller, *J. Org. Chem.*, 1999, **64**, 5504.
- 258 T. Balasubramanian and K. K. Balasubramanian, *Synlett*, 1994, 946.
- 259 C. K. McClure, A. J. Kiessling and J. S. Link, *Tetrahedron*, 1998, **54**, 7121.
- 260 J. A. Murphy, K. A. Scott, R. S. Sinclair and N. Lewis, *Tetrahedron Lett.*, 1997, **38**, 7295.
- 261 Y. Ozlu, D. E. Cladingboel and P. J. Parsons, *Tetrahedron*, 1994, **50**, 2183.
- 262 P. J. Parsons, C. S. Penkett, M. C. Cramp, R. I. West and E. S. Warren, *Tetrahedron*, 1996, **52**, 647.
- 263 T. Fukuyama, X. Chen and G. Peng, *J. Am. Chem. Soc.*, 1994, **116**, 3127.
- 264 Y. Kobayashi and T. Fukuyama, *J. Heterocycl. Chem.*, 1998, **35**, 1043.
- 265 S. Kobayashi, G. Peng and T. Fukuyama, *Tetrahedron Lett.*, 1999, **40**, 1519.
- 266 T. Shinada, M. Miyachi, Y. Itagaki, H. Naoki, K. Yoshihara and T. Nakajima, *Tetrahedron Lett.*, 1996, **37**, 7099.
- 267 J. D. Rainier, A. R. Kennedy and E. Chase, *Tetrahedron Lett.*, 1999, **40**, 6325.
- 268 H. Tokuyama, T. Yamashita, M. T. Reding, Y. Kaburagi and T. Fukuyama, *J. Am. Chem. Soc.*, 1999, **121**, 3791.
- 269 M. T. Reding and T. Fukuyama, *Org. Lett.*, 1999, 973.
- 270 W. Cabri, I. Candiani, M. Colombo, L. Franzoi and A. Bedeschi, *Tetrahedron Lett.*, 1995, **36**, 949.
- 271 T. Nagashima and D. P. Curran, *Synlett*, 1996, 330.
- 272 C. Lampard, J. A. Murphy, F. Rasheed, N. Lewis, M. B. Hursthouse and D. E. Hibbs, *Tetrahedron Lett.*, 1994, **35**, 8675.
- 273 M. Kizil, C. Lampard and J. A. Murphy, *Tetrahedron Lett.*, 1996, **37**, 2511.
- 274 J. A. Murphy, F. Rasheed, S. Gastaldi, T. Ravishanker and N. Lewis, *J. Chem. Soc., Perkin Trans. 1*, 1997, 1549.
- 275 R. Fletcher, M. Kizil, C. Lampard, J. A. Murphy and S. J. Roome, *J. Chem. Soc., Perkin Trans. 1*, 1998, 2341.
- 276 B. Patro, M. Merrett, J. A. Murphy, D. C. Sherrington and M. G. J. T. Morrison, *Tetrahedron Lett.*, 1999, **40**, 7857.
- 277 H. Ishibashi, A. Toyao and Y. Takeda, *Synlett*, 1999, 1468.
- 278 M. Dias, M. Gibson, J. Grimshaw, I. Hill, J. Trocha-Grimshaw and O. Hammerich, *Acta Chem. Scand.*, 1998, **52**, 549.
- 279 (a) Y. Hayashi, H. Shinokubo and K. Oshima, *Tetrahedron Lett.*, 1998, **39**, 63; (b) for related radical cyclizations using Bu₃MnLi or Bu₃MnMgBr see, R. Inoue, J. Nakao, H. Shinokubo and K. Oshima, *Bull. Chem. Soc. Jpn.*, 1997, **70**, 2039.
- 280 J. Boivin, M. Yousfi and S. Z. Zard, *Tetrahedron Lett.*, 1994, **35**, 9553.
- 281 J. Axon, L. Boiteau, J. Boivin, J. E. Forbes and S. Z. Zard, *Tetrahedron Lett.*, 1994, **35**, 1719.
- 282 M. Kizil and J. A. Murphy, *Chem. Commun.*, 1995, 1409.
- 283 R. Rezaie and J. B. Bremner, *Synlett*, 1996, 1061.
- 284 C.-P. Chuang, Y.-L. Wu and M.-C. Jiang, *Tetrahedron*, 1999, **55**, 11229.
- 285 P. C. Montecvecchi and M. L. Navacchia, *Tetrahedron Lett.*, 1998, **39**, 9077.
- 286 P. C. Montecvecchi, M. L. Navacchia and P. Spagnolo, *Tetrahedron Lett.*, 1997, **38**, 7913.
- 287 P. C. Montecvecchi, M. L. Navacchia and P. Spagnolo, *Eur. J. Org. Chem.*, 1998, 1219.
- 288 L. S. Hegedus, G. F. Allen and E. L. Waterman, *J. Am. Chem. Soc.*, 1976, **98**, 2674.
- 289 L. S. Hegedus, G. F. Allen, J. J. Bozell and E. L. Waterman, *J. Am. Chem. Soc.*, 1978, **100**, 5800.
- 290 L. S. Hegedus, G. F. Allen and D. J. Olsen, *J. Am. Chem. Soc.*, 1980, **102**, 3583.
- 291 R. Odle, B. Blevins, M. Ratcliff and L. S. Hegedus, *J. Org. Chem.*, 1980, **45**, 2709.
- 292 (a) P. J. Harrington and L. S. Hegedus, *J. Org. Chem.*, 1984, **49**, 2657; (b) P. J. Harrington, L. S. Hegedus and K. F. McDaniel, *J. Am. Chem. Soc.*, 1987, **109**, 4335.
- 293 L. S. Hegedus, P. R. Weider, T. A. Mulhern, H. Asada and S. D'Andrea, *Gazz. Chim. Ital.*, 1986, **116**, 213.
- 294 M. Mori, K. Chiba and Y. Ban, *Tetrahedron Lett.*, 1977, 1037.
- 295 M. Mori and Y. Ban, *Tetrahedron Lett.*, 1979, 1133.
- 296 M. O. Terpkow and R. F. Heck, *J. Am. Chem. Soc.*, 1979, **101**, 5281.
- 297 L. S. Hegedus, *Angew. Chem., Int. Ed. Engl.*, 1988, **27**, 1113.
- 298 T. Sakamoto, Y. Kondo and H. Yamanaka, *Heterocycles*, 1988, **27**, 2225.
- 299 A. de Meijere and F. E. Meyer, *Angew. Chem., Int. Ed. Engl.*, 1994, **33**, 2379.
- 300 M. Ikeda, S. A. A. El Bialy and T. Yakura, *Heterocycles*, 1999, **51**, 1957.
- 301 R. C. Larock and S. Babu, *Tetrahedron Lett.*, 1987, **28**, 5291.
- 302 R. C. Larock, T. R. Hightower, L. A. Hasvold and K. P. Peterson, *J. Org. Chem.*, 1996, **61**, 3584.
- 303 R. C. Larock, H. Yang, P. Pace, S. Cacchi and G. Fabrizi, *Tetrahedron Lett.*, 1998, **39**, 1885.
- 304 R. C. Larock, P. Pace and H. Yang, *Tetrahedron Lett.*, 1998, **39**, 2515.
- 305 R. C. Larock, P. Pace, H. Yang, C. E. Russell, S. Cacchi and G. Fabrizi, *Tetrahedron*, 1998, **54**, 9961.
- 306 L. F. Tietze and T. Grote, *J. Org. Chem.*, 1994, **59**, 192.
- 307 L. F. Tietze and W. Buhr, *Angew. Chem., Int. Ed. Engl.*, 1995, **34**, 1366.
- 308 L. F. Tietze, R. Hannemann, W. Buhr, M. Lögers, P. Menningen, M. Lieb, D. Starck, T. Grote, A. Döring and I. Schuberth, *Angew. Chem., Int. Ed. Engl.*, 1996, **35**, 2674.
- 309 M. Yamaguchi, M. Arisawa and M. Hiramata, *Chem. Commun.*, 1998, 1399.
- 310 D. Wensbo, U. Annby and S. Gronowitz, *Tetrahedron*, 1995, **51**, 10323.
- 311 D. Wensbo and S. Gronowitz, *Tetrahedron*, 1996, **52**, 14975.
- 312 M. Gowan, A. S. Caillé and C. K. Lau, *Synlett*, 1997, 1312.
- 313 C.-C. Yang, P.-J. Sun and J.-M. Fang, *J. Chem. Soc., Chem. Commun.*, 1994, 2629.

- 314 J. E. Macor, R. J. Ogilvie and M. J. Wythes, *Tetrahedron Lett.*, 1996, **37**, 4289.
- 315 N. J. Newcombe, F. Ya, R. J. Vijn, H. Hiemstra and W. N. Speckamp, *J. Chem. Soc., Chem. Commun.*, 1994, 767.
- 316 W. Yun and R. Mohan, *Tetrahedron Lett.*, 1996, **37**, 7189.
- 317 H.-C. Zhang and B. E. Maryanoff, *J. Org. Chem.*, 1997, **62**, 1804.
- 318 V. Arumugam, A. Routledge, C. Abell and S. Balasubramanian, *Tetrahedron Lett.*, 1997, **38**, 6473.
- 319 M. A. Carroll and A. B. Holmes, *Chem. Commun.*, 1998, 1395.
- 320 T. Matsuura, L. E. Overman and D. J. Poon, *J. Am. Chem. Soc.*, 1998, **120**, 6500.
- 321 L. E. Overman, D. V. Paone and B. A. Stearns, *J. Am. Chem. Soc.*, 1999, **121**, 7702.
- 322 R. Grigg, B. Putnikovic and C. J. Urch, *Tetrahedron Lett.*, 1996, **37**, 695.
- 323 R. Grigg and J. M. Sansano, *Tetrahedron*, 1996, **52**, 13441.
- 324 P. Evans, R. Grigg, M. I. Ramzan, V. Sridharan and M. York, *Tetrahedron Lett.*, 1999, **40**, 3021.
- 325 (a) R. Grigg, J. M. Sansano, V. Santhakumar, V. Sridharan, R. Thangavelanthum, M. Thornton-Pett and D. Wilson, *Tetrahedron*, 1997, **53**, 11803; (b) R. Grigg, S. Brown, V. Sridharan and M. D. Uttley, *Tetrahedron Lett.*, 1998, **39**, 3247.
- 326 R. Grigg, J. P. Major, F. M. Martin and M. Whittaker, *Tetrahedron Lett.*, 1999, **40**, 7709.
- 327 D. D. Hennings, S. Iwasa and V. H. Rawal, *Tetrahedron Lett.*, 1997, **38**, 6379.
- 328 H. Iida, Y. Yuasa and C. Kibayashi, *J. Org. Chem.*, 1980, **45**, 2938.
- 329 Y. Blache, M.-E. Sinibaldi-Troin, A. Voltaire, O. Chavignon, J.-C. Gramain, J.-C. Teulade and J.-P. Chapat, *J. Org. Chem.*, 1997, **62**, 8553.
- 330 E. J. Latham and S. P. Stanforth, *Chem. Commun.*, 1996, 2253.
- 331 E. J. Latham and S. P. Stanforth, *J. Chem. Soc., Perkin Trans. 1*, 1997, 2059.
- 332 K. Koerber-Plé and G. Massiot, *Synlett*, 1994, 759.
- 333 C. Chen, D. R. Lieberman, R. D. Larsen, T. R. Verhoeven and P. J. Reider, *J. Org. Chem.*, 1997, **62**, 2676.
- 334 B. Åkermark, L. Ebersson, E. Jonsson and E. Pettersson, *J. Org. Chem.*, 1975, **40**, 1365.
- 335 B. Åkermark, J. D. Oslob and U. Heuschert, *Tetrahedron Lett.*, 1995, **36**, 1325.
- 336 H.-J. Knölker and N. O'Sullivan, *Tetrahedron Lett.*, 1994, **35**, 1695.
- 337 H.-J. Knölker and N. O'Sullivan, *Tetrahedron*, 1994, **50**, 10893.
- 338 H.-J. Knölker and W. Fröhner, *J. Chem. Soc., Perkin Trans. 1*, 1998, 173.
- 339 H.-J. Knölker, K. R. Reddy and A. Wagner, *Tetrahedron Lett.*, 1998, **39**, 8267.
- 340 H.-J. Knölker and K. R. Reddy, *Synlett*, 1999, 596.
- 341 A. M. F. Oliveira-Campos, M.-J. R. P. Queiroz, M. M. M. Raposo and P. V. R. Shannon, *Tetrahedron Lett.*, 1995, **36**, 133.
- 342 (a) T. Sakamoto, Y. Kondo and H. Yamanaka, *Heterocycles*, 1986, **24**, 31; (b) T. Sakamoto, Y. Kondo, S. Iwashita and H. Yamanaka, *Chem. Pharm. Bull.*, 1987, **35**, 1823.
- 343 A. Yasuhara, Y. Kanamori, M. Kaneko, A. Numata, Y. Kondo and T. Sakamoto, *J. Chem. Soc., Perkin Trans. 1*, 1999, 529.
- 344 T. Sakamoto, Y. Kondo, S. Iwashita, T. Nagano and H. Yamanaka, *Chem. Pharm. Bull.*, 1988, **36**, 1305.
- 345 Y. Kondo, S. Kojima and T. Sakamoto, *Heterocycles*, 1996, **43**, 2741.
- 346 Y. Kondo, S. Kojima and T. Sakamoto, *J. Org. Chem.*, 1997, **62**, 6507.
- 347 Y. Kondo, F. Shiga, N. Murata, T. Sakamoto and H. Yamanaka, *Tetrahedron*, 1994, **50**, 11803.
- 348 A. Yasuhara, M. Kaneko and T. Sakamoto, *Heterocycles*, 1998, **48**, 1793.
- 349 S. Cacchi, V. Carnicelli and F. Marinelli, *J. Organomet. Chem.*, 1994, **475**, 289.
- 350 A. Arcadi, S. Cacchi, V. Carnicelli and F. Marinelli, *Tetrahedron*, 1994, **50**, 437.
- 351 S. Cacchi, G. Fabrizi, F. Marinelli, L. Moro and P. Pace, *Synlett*, 1997, 1363.
- 352 S. Cacchi, G. Fabrizi and P. Pace, *J. Org. Chem.*, 1998, **63**, 1001.
- 353 K. Shin and K. Ogasawara, *Chem. Lett.*, 1995, 289.
- 354 M. C. Fagnola, I. Candiani, G. Visentin, W. Cabri, F. Zarini, N. Mongelli and A. Bedeschi, *Tetrahedron Lett.*, 1997, **38**, 2307.
- 355 H.-C. Zhang, K. K. Brumfield, L. Jaroskova and B. E. Maryanoff, *Tetrahedron Lett.*, 1998, **39**, 4449.
- 356 M. D. Collini and J. W. Ellingboe, *Tetrahedron Lett.*, 1997, **38**, 7963.
- 357 M. S. Yu, L. Lopez de Leon, M. A. McGuire and G. Botha, *Tetrahedron Lett.*, 1998, **39**, 9347.
- 358 K. Shin and K. Ogasawara, *Synlett*, 1995, 859.
- 359 M. G. Saulnier, D. B. Frennesson, M. S. Deshpande and D. M. Vyas, *Tetrahedron Lett.*, 1995, **36**, 7841.
- 360 R. Grigg, V. Loganathan and V. Sridharan, *Tetrahedron Lett.*, 1996, **37**, 3399.
- 361 D. Brown, R. Grigg, V. Sridharan, V. Tambyrajah and M. Thornton-Pett, *Tetrahedron*, 1998, **54**, 2595.
- 362 R. C. Larock and E. K. Yum, *J. Am. Chem. Soc.*, 1991, **113**, 6689.
- 363 R. C. Larock, E. K. Yum and M. D. Refvik, *J. Org. Chem.*, 1998, **63**, 7652.
- 364 L. Xu, I. R. Lewis, S. K. Davidsen and J. B. Summers, *Tetrahedron Lett.*, 1998, **39**, 5159.
- 365 F. Ujjainwalla and D. Warner, *Tetrahedron Lett.*, 1998, **39**, 5355.
- 366 S. S. Park, J.-K. Choi, E. K. Yum and D.-C. Ha, *Tetrahedron Lett.*, 1998, **39**, 627.
- 367 S. K. Kang, S. S. Park, S. S. Kim, J.-K. Choi and E. K. Yum, *Tetrahedron Lett.*, 1999, **40**, 4379.
- 368 (a) P. Blurton, A. Brickwood and D. Dhanak, *Heterocycles*, 1997, **45**, 2395; (b) K. R. Roesch and R. C. Larock, *Org. Lett.*, 1999, **1**, 1551.
- 369 (a) C. Chen, D. R. Lieberman, R. D. Larsen, R. A. Reamer, T. R. Verhoeven, P. J. Reider, I. F. Cottrell and P. G. Houghton, *Tetrahedron Lett.*, 1994, **35**, 6981; (b) C. Chen, D. R. Lieberman, L. J. Street, A. R. Guiblin, R. D. Larsen and T. R. Verhoeven, *Synth. Commun.*, 1996, **26**, 1977.
- 370 R. C. Larock, M. J. Doty and X. Han, *Tetrahedron Lett.*, 1998, **39**, 5143.
- 371 F. Maassarani, M. Pfeffer, J. Spencer and E. Wehman, *J. Organomet. Chem.*, 1994, **466**, 265.
- 372 H.-C. Zhang, K. K. Brumfield and B. E. Maryanoff, *Tetrahedron Lett.*, 1997, **38**, 2439.
- 373 A. L. Smith, G. I. Stevenson, C. J. Swain and J. L. Castro, *Tetrahedron Lett.*, 1998, **39**, 8317.
- 374 Y. Wang and T.-N. Huang, *Tetrahedron Lett.*, 1998, **39**, 9605.
- 375 C. Amatore, E. Blart, J. P. Genet, A. Jutand, S. Lemaire-Audoire and M. Savignac, *J. Org. Chem.*, 1995, **60**, 6829.
- 376 M. Botta, V. Summa, F. Corelli, G. Di Pietro and P. Lombardi, *Tetrahedron Asymmetry*, 1996, **7**, 1263.
- 377 R. C. Larock, C.-L. Liu, H. H. Lau and S. Varaparth, *Tetrahedron Lett.*, 1984, **25**, 4459, who reported the first example of this reaction.
- 378 K. Samizu and K. Ogasawara, *Synlett*, 1994, 499.
- 379 K. Samizu and K. Ogasawara, *Heterocycles*, 1995, **41**, 1627.
- 380 R. C. Larock and J. M. Zenner, *J. Org. Chem.*, 1995, **60**, 482.
- 381 J. M. Zenner and R. C. Larock, *J. Org. Chem.*, 1999, **64**, 7312.
- 382 E. Desarbres and J.-Y. Méroux, *Tetrahedron Lett.*, 1996, **37**, 43.
- 383 T. G. Back and R. J. Bethell, *Tetrahedron Lett.*, 1998, **39**, 5463.
- 384 R. C. Larock and L. Guo, *Synlett*, 1995, 465.
- 385 J. P. Wolfe, S. Wagaw, J.-F. Marcoux and S. L. Buchwald, *Acc. Chem. Res.*, 1998, **31**, 805.
- 386 J. P. Wolfe, R. A. Rennels and S. L. Buchwald, *Tetrahedron*, 1996, **52**, 7525.
- 387 A. J. Peat and S. L. Buchwald, *J. Am. Chem. Soc.*, 1996, **118**, 1028.
- 388 S. Wagaw, R. A. Rennels and S. L. Buchwald, *J. Am. Chem. Soc.*, 1997, **119**, 8451.
- 389 K. Aoki, A. J. Peat and S. L. Buchwald, *J. Am. Chem. Soc.*, 1998, **120**, 3068.
- 390 B. H. Yang and S. L. Buchwald, *Org. Lett.*, 1999, **1**, 35.
- 391 S. Tollari, S. Cenini, C. Crotti and E. Gianella, *J. Mol. Catal.*, 1994, **87**, 203.
- 392 M. Akazome, T. Kondo and Y. Watanabe, *J. Org. Chem.*, 1994, **59**, 3375.
- 393 B. C. Söderberg and J. A. Shriver, *J. Org. Chem.*, 1997, **62**, 5838.
- 394 B. C. Söderberg, S. R. Rector and S. N. O'Neil, *Tetrahedron Lett.*, 1999, **40**, 3657.
- 395 C.-C. Yang, H.-M. Tai and P.-J. Sun, *J. Chem. Soc., Perkin Trans. 1*, 1997, 2843.
- 396 D. S. Brown, M. C. Elliott, C. J. Moody, T. J. Mowlem, J. P. Marino, Jr. and A. Padwa, *J. Org. Chem.*, 1994, **59**, 2447.
- 397 S. Miah, A. M. Z. Slawin, C. J. Moody, S. M. Sheehan, J. P. Marino, Jr., M. A. Semones, A. Padwa and I. C. Richards, *Tetrahedron*, 1996, **52**, 2489.
- 398 S. Miah, C. J. Moody, I. C. Richards and A. M. Z. Slawin, *J. Chem. Soc., Perkin Trans. 1*, 1997, 2405.
- 399 C. J. Moody, S. Miah, A. M. Z. Slawin, D. J. Mansfield and I. C. Richards, *Tetrahedron*, 1998, **54**, 9689.
- 400 F. Zaragoza, *Tetrahedron*, 1995, **51**, 8829.
- 401 (a) H.-J. Lim and G. A. Sulikowski, *J. Org. Chem.*, 1995, **60**, 2326; (b) S. Lee, H.-J. Lim, K. L. Cha and G. A. Sulikowski, *Tetrahedron*, 1997, **53**, 16521.
- 402 K. Burgess, H.-J. Lim, A. M. Porte and G. A. Sulikowski, *Angew. Chem., Int. Ed. Engl.*, 1996, **35**, 220.
- 403 S. Lee, W.-M. Lee and G. A. Sulikowski, *J. Org. Chem.*, 1999, **64**, 4224.
- 404 Y. Dong and C. A. Busacca, *J. Org. Chem.*, 1997, **62**, 6464.

- 405 K. Hirao, N. Morii, T. Joh and S. Takahashi, *Tetrahedron Lett.*, 1995, **36**, 6243.
- 406 U. R. Aulwurm, J. U. Melchinger and H. Kisch, *Organometallics*, 1995, **14**, 3385.
- 407 P. Reisser, Y. Wakatsuki and H. Kisch, *Monatsh. Chem.*, 1995, **126**, 1.
- 408 B. Witulski and T. Stengel, *Angew. Chem., Int. Ed.*, 1999, **38**, 2426.
- 409 G. C. Hsu, W. P. Kosar and W. D. Jones, *Organometallics*, 1994, **13**, 385.
- 410 C. A. Merlic and M. E. Pauly, *J. Am. Chem. Soc.*, 1996, **118**, 11319.
- 411 A. Fürstner and B. Bogdanovic, *Angew. Chem., Int. Ed. Engl.*, 1996, **35**, 2442.
- 412 A. Fürstner, A. Hupperts, A. Ptock and E. Janssen, *J. Org. Chem.*, 1994, **59**, 5215.
- 413 A. Fürstner and A. Ernst, *Tetrahedron*, 1995, **51**, 773.
- 414 A. Fürstner, A. Ernst, H. Krause and A. Ptock, *Tetrahedron*, 1996, **52**, 7329.
- 415 A. Fürstner and A. Hupperts, *J. Am. Chem. Soc.*, 1995, **117**, 4468.
- 416 A. Fürstner, D. N. Jumbam and G. Seidel, *Chem. Ber.*, 1994, **127**, 1125.
- 417 A. Fürstner, A. Ptock, H. Weintritt, R. Goddard and C. Krüger, *Angew. Chem., Int. Ed. Engl.*, 1995, **34**, 678.
- 418 M. Mori, K. Hori, M. Akashi, M. Hori, Y. Sato and M. Nishida, *Angew. Chem., Int. Ed.*, 1998, **37**, 636.
- 419 M. Akashi, M. Nishida and M. Mori, *Chem. Lett.*, 1999, 465.
- 420 J. Li, D. Shi and W. Chen, *Heterocycles*, 1997, **45**, 2381.
- 421 J. Lee, J. D. Ha and J. K. Cha, *J. Am. Chem. Soc.*, 1997, **119**, 8127.
- 422 J. H. Tidwell, A. J. Peat and S. L. Buchwald, *J. Org. Chem.*, 1994, **59**, 7164.
- 423 J. H. Tidwell and S. L. Buchwald, *J. Am. Chem. Soc.*, 1994, **116**, 11797.
- 424 C. E. Castro and R. D. Stephens, *J. Org. Chem.*, 1963, **28**, 2163.
- 425 R. D. Stephens and C. E. Castro, *J. Org. Chem.*, 1963, **28**, 3313.
- 426 C. E. Castro, E. J. Gaughan and D. C. Owsley, *J. Org. Chem.*, 1966, **31**, 4071.
- 427 C. E. Castro, R. Havlin, V. K. Honwad, A. Malte and K. Mojé, *J. Am. Chem. Soc.*, 1969, **91**, 6464.
- 428 (a) A. R. Katritzky, J. Li and C. V. Stevens, *J. Org. Chem.*, 1995, **60**, 3401; (b) A. R. Katritzky, C. N. Fali and J. Li, *J. Org. Chem.*, 1997, **62**, 4148.
- 429 J. Soloduchko, *Tetrahedron Lett.*, 1999, **40**, 2429.
- 430 J. Ezquerria, C. Pedregal, C. Lamas, J. Barluenga, M. Perez, M. A. García-Martín and J. M. González, *J. Org. Chem.*, 1996, **61**, 5804.
- 431 W. Zhong, J. P. Gallivan, Y. Zhang, L. Li, H. A. Lester and D. A. Dougherty, *Proc. Natl. Acad. Sci. USA*, 1998, **95**, 12088.
- 432 L. F. Kuyper, D. P. Baccanari, M. L. Jones, R. N. Hunter, R. L. Tanskik, S. S. Joyner, S. K. Rudolph, V. Knick, H. R. Wilson, J. M. Caddell, H. S. Friedman, J. C. W. Comley and J. N. Stables, *J. Med. Chem.*, 1996, **39**, 892.
- 433 T. Nishikawa, M. Ishikawa and M. Isobe, *Synlett*, 1999, 123.
- 434 T. Kametani, K. Takahashi, M. Ihara and K. Fukumoto, *Heterocycles*, 1975, **3**, 691.
- 435 A. Osuka, Y. Mori and H. Suzuki, *Chem. Lett.*, 1982, 2031.
- 436 H. Suzuki, S. V. Thiruvikraman and A. Osuka, *Synthesis*, 1984, 616.
- 437 W. S. Murphy and M. Bertrand, *J. Chem. Soc., Perkin Trans. 1*, 1998, 4115.
- 438 W. Schleckner, A. Huth, E. Ottow and J. Mulzer, *Tetrahedron*, 1995, **51**, 9531.
- 439 A. Müller, A. Maier, R. Neumann and G. Maas, *Eur. J. Org. Chem.*, 1998, 1177.
- 440 J. Barluenga, R. Sanz, A. Granados and F. J. Fañanás, *J. Am. Chem. Soc.*, 1998, **120**, 4865.
- 441 B. C. Söderberg, E. S. Helton, L. R. Austin and H. H. Odens, *J. Org. Chem.*, 1993, **58**, 5589.
- 442 T. Leese and K. H. Dötz, *Chem. Ber.*, 1996, **129**, 623.
- 443 A. Rahm and W. D. Wulff, *J. Am. Chem. Soc.*, 1996, **118**, 1807.
- 444 F. E. McDonald and A. K. Chatterjee, *Tetrahedron Lett.*, 1997, **38**, 7687.
- 445 C. O. Kappe, J. E. Cochran and A. Padwa, *Tetrahedron Lett.*, 1995, **36**, 9285.
- 446 W. S. Kissel and A. Padwa, *Tetrahedron Lett.*, 1999, **40**, 4003.
- 447 A. Padwa, M. A. Brodney and M. Dimitroff, *J. Org. Chem.*, 1998, **63**, 5304.
- 448 A. Padwa, M. Dimitroff, A. G. Waterson and T. Wu, *J. Org. Chem.*, 1998, **63**, 3986.
- 449 A. Padwa, M. A. Brodney, B. Liu, K. Satake and T. Wu, *J. Org. Chem.*, 1999, **64**, 3595.
- 450 A. Tahri, K. J. Buysens, E. V. Van der Eycken, D. M. Vandenberghe and G. J. Hoornaert, *Tetrahedron*, 1998, **54**, 13211.
- 451 O. L. Chapman, G. L. Eian, A. Bloom and J. Clardy, *J. Am. Chem. Soc.*, 1971, **93**, 2918.
- 452 P. W. Groundwater, D. Hughes, M. B. Hursthouse and R. Lewis, *J. Chem. Soc., Perkin Trans. 1*, 1996, 669.
- 453 D. Dugat, N. Benchekekroun-Mounir, G. Dauphin and J.-C. Gramain, *J. Chem. Soc., Perkin Trans. 1*, 1998, 2145.
- 454 M. Ibrahim-Ouali, M.-E. Sinibaldi, Y. Troin, A. Cueur, G. Dauphin and J.-C. Gramain, *Heterocycles*, 1995, **41**, 1939.
- 455 M. Ibrahim-Ouali, M.-E. Sinibaldi, Y. Troin and J.-C. Gramain, *Tetrahedron Lett.*, 1996, **37**, 37.
- 456 M. Ibrahim-Ouali, M.-E. Sinibaldi, Y. Troin, D. Guillaume and J.-C. Gramain, *Tetrahedron*, 1997, **53**, 16083.
- 457 Y. Ueda, H. Watanabe, J. Uemura and K. Uneyama, *Tetrahedron Lett.*, 1993, **34**, 7933.
- 458 D. P. M. Pleyne, J. K. Dutton, M. Thornton-Pett and A. P. Johnson, *Tetrahedron Lett.*, 1995, **36**, 6321.
- 459 J. K. Dutton, D. P. M. Pleyne and A. P. Johnson, *Tetrahedron*, 1999, **55**, 11927.
- 460 P. A. Wender and C. B. Cooper, *Tetrahedron*, 1986, **42**, 2985.
- 461 J. K. Dutton, R. W. Steel, A. S. Tasker, V. Popsavin and A. P. Johnson, *J. Chem. Soc., Chem. Commun.*, 1994, 765.
- 462 G. G. Qiao and C. Wentrup, *Tetrahedron Lett.*, 1995, **36**, 3913.
- 463 G. G. Qiao, M. W. Wong and C. Wentrup, *J. Org. Chem.*, 1996, **61**, 8125.
- 464 M. Seiler, A. Schumacher, U. Lindermann, F. Barbosa and B. Giese, *Synlett*, 1999, 1588.
- 465 E. Vedejs and S. D. Monahan, *J. Org. Chem.*, 1997, **62**, 4763.
- 466 D. R. Hutchison, N. K. Nayyar and M. J. Martinelli, *Tetrahedron Lett.*, 1996, **37**, 2887.
- 467 N. K. Nayyar, D. R. Hutchison and M. J. Martinelli, *J. Org. Chem.*, 1997, **62**, 982.
- 468 M. P. S. Ishar and K. Kumar, *Tetrahedron Lett.*, 1999, **40**, 175.
- 469 M. Schmittel, M. Strittmatter and S. Kiau, *Angew. Chem., Int. Ed. Engl.*, 1996, **35**, 1843.
- 470 M. Schmittel, J.-P. Steffen, M. Á Wencesla Ángel, B. Engels, C. Lennartz and M. Hanrath, *Angew. Chem., Int. Ed.*, 1998, **37**, 1562.
- 471 M. Schmittel, J.-P. Steffen, B. Engels, C. Lennartz and M. Hanrath, *Angew. Chem., Int. Ed.*, 1998, **37**, 2371.
- 472 L. Zhang, M. P. Cava, R. D. Rogers and L. M. Rogers, *Tetrahedron Lett.*, 1998, **39**, 7677.
- 473 H. Muratake, A. Mikawa, T. Seino and M. Natsume, *Chem. Pharm. Bull.*, 1994, **42**, 846.
- 474 H. Muratake, A. Mikawa, T. Seino and M. Natsume, *Chem. Pharm. Bull.*, 1994, **42**, 854.
- 475 M. Sakagami, H. Muratake and M. Natsume, *Chem. Pharm. Bull.*, 1994, **42**, 1393.
- 476 I. Utsunomiya, H. Muratake and M. Natsume, *Chem. Pharm. Bull.*, 1995, **43**, 37.
- 477 H. Ishibashi, S. Akamatsu, H. Iriyama, K. Hanaoka, T. Tabata and M. Ikeda, *Chem. Pharm. Bull.*, 1994, **42**, 271.
- 478 A. R. Katritzky, J. R. Levell and J. Li, *Tetrahedron Lett.*, 1996, **37**, 5641.
- 479 A. R. Katritzky, S. A. Henderson and B. Yang, *J. Heterocycl. Chem.*, 1998, **35**, 1123.
- 480 A. R. Katritzky, J. Li and L. Xie, *Tetrahedron*, 1999, **55**, 8263.
- 481 H. Muratake, N. Matsumura and M. Natsume, *Chem. Pharm. Bull.*, 1998, **46**, 559.
- 482 M. Tani, T. Ariyasu, M. Ohtsuka, T. Koga, Y. Ogawa, Y. Yokoyama and Y. Murakami, *Chem. Pharm. Bull.*, 1996, **44**, 55.
- 483 D. C. Harrowven and R. F. Dainty, *Tetrahedron Lett.*, 1995, **36**, 6739.
- 484 E. D. Edstrom and T. Yu, *Tetrahedron Lett.*, 1994, **35**, 6985.
- 485 E. D. Edstrom, *Synlett*, 1995, 49.
- 486 E. D. Edstrom, T. Yu and Z. Jones, *Tetrahedron Lett.*, 1995, **36**, 7035.
- 487 C. F. Masaguer and E. Raviña, *Tetrahedron Lett.*, 1996, **37**, 5171.
- 488 K. Doi and M. Mori, *Heterocycles*, 1996, **42**, 113.
- 489 M. Dekhane, P. Potier and R. H. Dodd, *Tetrahedron*, 1993, **49**, 8139.
- 490 V. J. Demopoulos, A. Gavalas, G. Rekatias and E. Tani, *J. Heterocycl. Chem.*, 1995, **32**, 1145.
- 491 N. De Kimpe and M. Keppens, *Tetrahedron*, 1996, **52**, 3705.
- 492 J. R. Suresh, P. K. Patra, H. Ila and H. Junjappa, *Tetrahedron*, 1997, **53**, 14737.
- 493 S. Lim, I. Jabin and G. Revial, *Tetrahedron Lett.*, 1999, **40**, 4177.
- 494 H. H. Wasserman and C. A. Blum, *Tetrahedron Lett.*, 1994, **35**, 9787.
- 495 H. A. Etman, *Indian J. Chem., Sect. B*, 1995, **34**, 285.
- 496 V. Levacher, C. Leroy, G. Dupas, J. Bourguignon and G. Quéguiner, *Synth. Commun.*, 1994, **24**, 2697.
- 497 H. Muratake, M. Tonegawa and M. Natsume, *Chem. Pharm. Bull.*, 1996, **44**, 1631.

- 498 H. Muratake, M. Tonegawa and M. Natsume, *Chem. Pharm. Bull.*, 1998, **46**, 400.
- 499 D. Xiao and D. M. Ketcha, *J. Heterocycl. Chem.*, 1995, **32**, 499.
- 500 L. R. Domingo, R. A. Jones, M. T. Picher and J. Sepúlveda-Arques, *Tetrahedron*, 1995, **51**, 8739.
- 501 L. R. Domingo, M. T. Picher, J. Andrés, V. Moliner and V. S. Safont, *Tetrahedron*, 1996, **52**, 10693.
- 502 L. M. Hodges, M. W. Moody and W. D. Harman, *J. Am. Chem. Soc.*, 1994, **116**, 7931.
- 503 L. M. Hodges, M. L. Spera, M. W. Moody and W. D. Harman, *J. Am. Chem. Soc.*, 1996, **118**, 7117.
- 504 M. Hadden and P. J. Stevenson, *Tetrahedron Lett.*, 1999, **40**, 1215.
- 505 J.-Y. Wu, J.-H. Ho, S.-M. Shih, T.-L. Hsieh and T.-I. Ho, *Org. Lett.*, 1999, **1**, 1039.
- 506 K. Oda, H. Tsujita, M. Sakai and M. Machida, *Chem. Pharm. Bull.*, 1998, **46**, 1522.
- 507 R. ten Have and A. M. van Leusen, *Tetrahedron*, 1998, **54**, 1913.
- 508 R. Nesi, D. Giomi, S. Turchi and A. Falai, *J. Chem. Soc., Chem. Commun.*, 1995, 2201.
- 509 R. D. Chambers, W. K. Gray, S. J. Mullins and S. R. Korn, *J. Chem. Soc., Perkin Trans. 1*, 1997, 1457.
- 510 J. Cossy, C. Poitevin, L. Sallé and D. Gomez Pardo, *Tetrahedron Lett.*, 1996, **37**, 6709.
- 511 D. R. Artis, I. Cho, S. Jaime-Figueroa and J. M. Muchowski, *J. Org. Chem.*, 1994, **59**, 2456.
- 512 M. A. Fagan and D. W. Knight, *Tetrahedron Lett.*, 1999, **40**, 6117.
- 513 I. R. Hardcastle, R. F. Hunter, P. Quayle and P. N. Edwards, *Tetrahedron Lett.*, 1994, **35**, 3805.
- 514 C. Caubère, P. Caubère, S. Ianelli, M. Nardelli and B. Jamart-Grégoire, *Tetrahedron*, 1994, **50**, 11903.
- 515 C. Kuehm-Caubère, I. Rodriguez, B. Pfeiffer, P. Renard and P. Caubère, *J. Chem. Soc., Perkin Trans. 1*, 1997, 2857.
- 516 M. Beller, C. Breindl, T. H. Riermeier, M. Eichberger and H. Trauthwein, *Angew. Chem., Int. Ed.*, 1998, **37**, 3389.
- 517 J. Barluenga, F. J. Fañanás, R. Sanz and Y. Fernández, *Tetrahedron Lett.*, 1999, **40**, 1049.
- 518 A. Goti and M. Romani, *Tetrahedron Lett.*, 1994, **35**, 6567.
- 519 D. S. Carter and D. L. Van Vranken, *Tetrahedron Lett.*, 1996, **37**, 5629.
- 520 B. Giethlen and J. M. Schaus, *Tetrahedron Lett.*, 1997, **38**, 8483.
- 521 D. M. Ketcha, Q. Zhou and D. Grosse, *Synth. Commun.*, 1994, **24**, 565.
- 522 D. St. C. Black and R. Rezaie, *Tetrahedron Lett.*, 1999, **40**, 4251.
- 523 E. M. Beccalli and A. Marchesini, *Tetrahedron*, 1995, **51**, 2353.
- 524 E. M. Beccalli, A. Marchesini and T. Pilati, *Tetrahedron*, 1994, **50**, 12697.
- 525 A. C. Pinto, F. S. Q. da Silva and R. B. da Silva, *Tetrahedron Lett.*, 1994, **35**, 8923.
- 526 C. Crestini and R. Saladino, *Synth. Commun.*, 1994, **24**, 2835.
- 527 C. A. Merlic, S. Motamed and B. Quinn, *J. Org. Chem.*, 1995, **60**, 3365.
- 528 T. Kawasaki, Y. Nonaka, M. Uemura and M. Sakamoto, *Synthesis*, 1991, 701.
- 529 J. Afxantidis and J.-P. Aune, *Bull. Soc. Chim. Fr.*, 1996, **133**, 395.
- 530 B. E. Fulloon and C. Wentrup, *J. Org. Chem.*, 1996, **61**, 1363.
- 531 V. J. Majo and P. T. Perumal, *J. Org. Chem.*, 1996, **61**, 6523.
- 532 Y. Cheng, S. Goon and O. Meth-Cohn, *Chem. Commun.*, 1996, 1395.
- 533 O. Meth-Cohn and S. Goon, *Tetrahedron Lett.*, 1996, **37**, 9381.
- 534 Y. Cheng, S. Goon and O. Meth-Cohn, *J. Chem. Soc., Perkin Trans. 1*, 1998, 1619.
- 535 S. Tanaka, K. Seguchi and A. Sera, *J. Chem. Soc., Perkin Trans. 1*, 1995, 519.
- 536 S. Tanaka, K. Seguchi and A. Sera, *Heterocycles*, 1994, **38**, 2581.
- 537 S. Tanaka, K. Seguchi, K. Itoh and A. Sera, *Chem. Lett.*, 1994, 771.
- 538 S. Tanaka, K. Seguchi, K. Itoh and A. Sera, *J. Chem. Soc., Perkin Trans. 1*, 1994, 2335.
- 539 M. A. Ciufolini, Q. Dong, M. H. Yates and S. Schunk, *Tetrahedron Lett.*, 1996, **37**, 2881.
- 540 M. M. Paz and P. B. Hopkins, *J. Am. Chem. Soc.*, 1997, **119**, 5999.
- 541 J. H. Rigby, A. Cavezza and G. Ahmed, *J. Am. Chem. Soc.*, 1996, **118**, 12848.
- 542 J. H. Rigby, R. C. Hughes and M. J. Heeg, *J. Am. Chem. Soc.*, 1995, **117**, 7834.
- 543 J. H. Rigby and S. Laurent, *J. Org. Chem.*, 1999, **64**, 1766.
- 544 J. H. Rigby and M. D. Danca, *Tetrahedron Lett.*, 1999, **40**, 6891.
- 545 J. H. Rigby, S. Laurent, A. Cavezza and M. J. Heeg, *J. Org. Chem.*, 1998, **63**, 5587.
- 546 J. H. Rigby, A. Cavezza and M. J. Heeg, *Tetrahedron Lett.*, 1999, **40**, 2473.
- 547 J. H. Rigby and M. E. Mateo, *Tetrahedron*, 1996, **52**, 10569.
- 548 K. Orito, M. Miyazawa, R. Kanbayashi, M. Tokuda and H. Suginome, *J. Org. Chem.*, 1999, **64**, 6583.
- 549 K. Takaoka, T. Aoyama and T. Shioiri, *Tetrahedron Lett.*, 1999, **40**, 3017.
- 550 S. Kosinski and K. Wojciechowski, *Pol. J. Chem.*, 1998, **72**, 2546.
- 551 S. I. El-Desoky, E. M. Kandeel, A. H. Abd-el-Rahman and R. R. Schmidt, *J. Heterocycl. Chem.*, 1999, **36**, 153.

Review a909834h

